


2008
National
"Top 25"

2007-08 Review

2008
NCAA
Tournament





Mike Green started 70 consecutive games and helped Butler to 59 wins in just two seasons.

VICTORY MARK: For the second straight year, Butler ended a record-setting season in the NCAA Men's Basketball Championship. And for the second consecutive season, the Bulldogs left the national tournament with a school single season record for victories. Butler defeated South Alabama, 81-61, in the first round of the NCAA Tournament, before falling in overtime to #5/6 Tennessee, 76-71, in the second round. The win over South Alabama gave Butler 30 wins for the first time in school history and broke the previous school mark for victories (29), set last year. The two games in Birmingham, Ala., also capped off a season that saw the Bulldogs win the Great Alaska Shootout, capture a second consecutive Wooden Tradition Trophy, wrap up a second straight Horizon League regular season championship and claim the Horizon League Tournament title. The Bulldogs final 30-4 ledger established a Butler and Horizon League record for best 34-game mark.

Butler became the first team in Horizon League history to win 30 games.

POSTSEASON SUCCESS: Butler's berth in the 2008 NCAA Tournament was the 10th post-season tournament bid for the Bulldogs in the last 12 years. Since 1997, the Bulldogs have earned seven bids to the NCAA Tournament (1997, 1998, 2000, 2001, 2003, 2007 and 2008), and three berths in the National Invitation Tournament

(1999, 2002 and 2006). Butler improved its post-season record over that stretch to 10-10 (6-7 NCAA, 4-3 NIT), while winning a first round game for the fourth time in its last four NCAA Tournament appearances.

TWENTY PLUS: Butler posted its third consecutive 20-win season and its 10th 20-win campaign in the past 12 years. The Bulldogs also won more than 20 regular season games for the fourth time in school history. Butler had 16 victories away from Hinkle Fieldhouse this season, matching the school record set in 2006-07.

Butler set a school record with 27 regular season wins in 2007-08.

VICTORY LEDGER: Butler was one of just nine NCAA Division I teams to record 30 wins in 2007-08. Memphis set a Division I record with 38 victories, while national champ Kansas finished with 37 wins. North Carolina had 36 victories, followed by UCLA (35), Wisconsin (31), Tennessee (31), Texas (31), Butler (30) and Xavier (30).

TWO-YEAR RECORD: The Bulldogs established Butler and Horizon League records for best two-year win total with their 59 victories in 2006-07 (29) and 2007-08 (30). The previous record of 53 wins was set by Butler from 2001-03 (26 in 2001-02 and 27 in 2002-03). Only five NCAA Division I teams (Memphis 71-6, Kansas 70-8, North Carolina 68-10, UCLA 65-10, and Wisconsin 61-11) posted more wins than the Bulldogs over the past two years.

2007-08 Butler Resume

- Butler and Horizon League record 30 victories.
- Butler and Horizon League record 27 regular season victories.
- Butler record 16 Horizon League victories; tied Horizon League record for league victories.
- Horizon League Regular Season Championship
- Horizon League Tournament Championship
- Great Alaska Shootout Championship
- Wooden Tradition Championship
- NCAA Tournament first round win over South Alabama.
- Nine-game winning streak (tied the ninth-longest win streak in school history).
- Season-opening eight-game winning streak (the fifth-best start in school history)
- Nationally-ranked in the Associated Press "Top 25" for a school-record 19 consecutive weeks.
- Nationally-ranked in the ESPN/USA Today "Top 25" for a school-record 19 straight weeks.
- Ranked in the A. P. "Top 10" for a school-record three weeks.
- Ranked in the ESPN/USA Today "Top 10" for a school-record four weeks.
- Set a Butler and Horizon League record for highest national ranking (No. 8 in both polls on Feb. 18).

POLLING DATA: Butler ended the 2007-08 campaign with a "Top 15" national ranking in both the Associated Press and the ESPN/USA Today national polls for the first time in school history. The Bulldogs finished in the No. 11 spot in the A. P. national poll and with a No. 14 ranking in ESPN/USA Today poll. Butler was ranked in the "Top 25" of both national polls for 19 straight weeks, reaching as high as No. 8 in both polls on February 18.

Butler was ranked in the "Top 10" (A.P. and/or ESPN/USA Today polls) for a school-record five weeks in 2007-08.

CAREER START: Head coach **Brad Stevens** became the first coach in Butler men's basketball history to own an 30-4 career record. Stevens' former boss, Todd Lickliter (2001-02), legendary coach Paul D. "Tony" Hinkle (1926-28), and Harlan O. "Pat" Page (1920-22) each posted a 28-6 record through their first 34 games.

FINAL FIVE

Butler's final winning percentage of .882 (30-4) ranked fifth in the NCAA Division I in 2007-08, topped only by the Final Four teams - Memphis (.950, 38-2), Kansas (.925, 37-3), North Carolina (.923, 36-3) and UCLA (.897, 35-4). Only national champ Kansas (3), national runner-up Memphis (2) and North Carolina (3) had fewer losses than the Bulldogs in 2007-08.



Freshman Matt Howard was named Horizon League Newcomer of the Year.

Stevens became the first men's basketball coach in Butler history to lead the Bulldogs to 30 wins in a season.

YOUTH GROUP: Butler's **Brad Stevens**, 31, became the third-youngest NCAA Division I coach to guide his team to 30 wins and the youngest in more than half a century! Bradley's Fordy Anderson won

his 30th game the day before his 31st birthday in 1950, and North Carolina's Ben Carnevale pick up 30 wins at age 30 in 1946. Only 11 Division I coaches in their 30's have posted a 30-win season.

ALL-AMERICA: Butler senior guard **Mike Green** earned honorable mention on both the Associated Press All-America Basketball Team and the CollegeHoops.net All-America squad. He further was named first team Mid-Major All-America by CollegeInsider.com and CollegeHoops.net. Senior guard **A. J. Graves** earned first team Mid-Major All-America honors by CollegeInsider.com and fourth team recognition by CollegeHoops.net. Graves also was named second team Lowe's Senior Class All-America.

TOP HONOR: Senior **Mike Green** became the third Butler player in seven years to be named Horizon League Player of the Year. The Butler guard received 42 of 46 votes from league coaches, media and SID's for the league's top individual honor. Green, who transferred to Butler from Towson, was named Horizon League Newcomer of the Year in 2006-07. He follows Rylan Hainje (2002) and Brandon Polk (2006) as recent Butler players named league Player of the Year.

GREEN PARTY: **Mike Green** was one of just eight players in the NCAA Division I to lead his team in scoring, rebounding and assists in 2007-08. He became the first Butler player to accomplish the feat since 1988-89, when Darren Fowlkes led the Bulldogs in all three categories. Green led the Horizon League and set a Butler single season record with 172 assists. He finished seventh in the league in scoring (14.6) and eighth in rebounding (6.5).

FRESH LOOK: Freshman forward **Matt Howard** became the second Butler player in as many years to be named Horizon League Newcomer of the Year. Howard, who followed teammate **Mike Green** as league Newcomer of the Year, became the first true freshman to earn the league honor since T. J. Lux of Northern Illinois received the award in 1995-96. Howard also was named to the CollegeInsider.com Freshman All-America Team.

ALL-DISTRICT: Butler seniors **Mike Green** and **A. J. Graves** were among 10 players named to the All-District 10 team by the National Association of Basketball Coaches. Green was named first team All-District 10, while Graves earned second team recognition. Green also was named to the All-District V Team by the U. S. Basketball Writers Association.



A. J. Graves finished his Butler career with 1,807 career points.

HANDLE WITH CARE: Butler wound up leading the Horizon League and ranking among the top five teams in the NCAA Division I in fewest turnovers per game for the seventh consecutive season. The Bulldogs, who led the nation in fewest turnovers in 2006-07, ranked fourth in Division I (10.4) in 2007-08. Butler had a season-low five turnovers in a victory at home over Milwaukee.

FIRST DEFENSE: The Bulldogs led the Horizon League and ranked seventh in the NCAA Division I in team scoring defense (58.4). It was the third straight year that Butler topped the Horizon League in scoring defense. The Bulldogs also topped the league in three-point field goal percentage defense (.318). The Bulldogs held 16 opponents below 60 points in 2007-08.

BUTLER IN THE POLLS

2007-08

	AP	ESPN/ USA Today
	RV (28)	RV (31)
Nov. 5	25	RV (28)
Nov. 12	22	23
Nov. 19	16	16
Nov. 26	13	13
Dec. 3	18	19
Dec. 10	16	18
Dec. 17	16	17
Dec. 24	16	17
Dec. 31	16	17
Jan. 7	14	14
Jan. 14	12	12
Jan. 21	15	14
Jan. 28	12	12
Feb. 4	10	11
Feb. 11	9	10
Feb. 18	8	8
Feb. 25	14	13
Mar. 3	14	12
Mar. 10	12	10
Mar. 17	11	10
Apr. 8	--	14

FAMILY PRIDE

A. J. Graves, who followed two older brothers to Butler, closed out his collegiate career as Butler's third all-time leading scorer with 1,807 points. He wound up second in all-time three-point field goals (303) and in all-time free throw shooting (.900). And he tied for sixth place on Butler's all-time list for assists (316). Graves set a Butler record for games played (130) and games started (124).



•Butler captured its first Horizon League Tournament championship since 2001 with a 70-55 victory over Cleveland State in the league title game at Hinkle Fieldhouse. The championship game win gave the Bulldogs their league-high fifth Horizon League Tournament trophy.

•Senior **Mike Green** matched his career-highs with 24 points and 13 rebounds in the Horizon League Tournament championship game. He also led the Bulldogs to a 66-50 victory over UIC in the tournament semifinals with 19 points, seven rebounds and seven assists. Green became the fifth Butler player to be named the Horizon League Tournament's Most Outstanding Player.


•Butler placed three players on the Horizon League All-Tournament team for the third time in league history. Joining tournament MVP **Mike Green** on the honor squad were senior **Drew Streicher** and freshman **Matt Howard**. Butler also had three all-tournament picks in 2000 (Mike Marshall, LaVall Jordan and Thomas Jackson) and in 2001 (LaVall Jordan, Joel Cornette and Rylan Hainje).

•Senior **Drew Streicher** hit a career-high three three-point field goals and finished with a season-high 11 points in Butler's championship game victory over Cleveland State.


•Senior **A. J. Graves** finished his Horizon League Tournament career with 82 points in seven tournament games. He scored 19 points in Butler's two tournament games in 2008.

•The two victories at the 2008 Horizon League Championship gave the Bulldogs 25 league tournament wins all-time. Butler is tied with Loyola for second place in all-time league tournament wins, one behind Detroit.

•The 2008 Horizon League Tournament championship was the first for the Bulldogs on their home floor. Butler's previous titles were won at Wright State (twice), UIC and Green Bay.



A. J. Graves helped Butler capture its first Horizon League Tournament trophy since 2001.



Mike Green scored 43 points in two games and was named Horizon League Tournament MVP.



Matt Howard (left), Mike Green and Drew Streicher were named to the league All-Tournament Team.



Senior Drew Streicher helped the Bulldogs cut down the Hinkle Fieldhouse nets for the first time in Horizon League tournament history.



Pete Campbell led the Bulldogs to a first round win over South Alabama with 26 points.



Freshman Matt Howard scored in double-figures in his first NCAA Tournament game.



A. J. Graves scored a game-high 21 points in Butler's overtime contest with #5 Tennessee.



2008 NCAA Men's Basketball Championship



- The Bulldogs' 81-61 victory over South Alabama in the first round of the 2008 NCAA Men's Basketball Championship marked the fourth time since 2001 that Butler began NCAA Tournament play with a win.

- The 81 points the Bulldogs scored against South Alabama were a Butler NCAA Tournament record for a regulation game (Butler scored 87 points in overtime against Western Kentucky in 1962). Butler also set a school mark for largest margin of victory in an NCAA Tournament play, while setting a new school record for field goal percentage (.918, 9-11).

- Butler's 20-point victory over South Alabama matched the fourth-highest first round win ever by a No. 7 seed, equaling the mark set by Wichita State's 86-66 win over Seton Hall in 2006.

- Senior forward **Pete Campbell** matched the Butler single game NCAA Tournament scoring record with 26 points against South Alabama. He also tied the school mark for field goals (9) and three-point field goals (8) in NCAA Tournament play, while setting a new school record for field goal percentage (.918, 9-11).

- Senior **A. J. Graves** scored a team-best 39 points in Butler's two NCAA Tournament games, including 21 in Butler's overtime loss to Tennessee. He finished his Butler career with 87 points in five NCAA Tournament games.

- Senior **Mike Green** finished with 54 points, 33 rebounds and 19 assists in five NCAA Tournament games.

- Butler's game against second-seeded Tennessee marked the first time in NCAA Tournament history that two teams with 30 wins met in the second round.

- Butler has been to the NCAA Men's Basketball Championship more times than any other team in the Horizon League. The Bulldogs own eight NCAA Tournament appearances, including seven in the past 12 years. Butler improved to 8-8 all-time in NCAA Tournament play.



2007-08 HORIZON LEAGUE STANDINGS



	Conference Games			All Games			H	A	N
	W	L	PCT.	W	L	PCT.			
Butler	16	2	.889	30	4	.882	14-1	11-2	5-1
Cleveland State	12	6	.667	21	13	.618	12-3	6-9	3-1
Wright State	12	6	.667	21	10	.677	13-3	7-6	1-1
UIC	9	9	.500	18	15	.545	12-2	5-10	1-3
Milwaukee	9	9	.500	14	16	.467	9-8	5-8	0-0
Valparaiso	9	9	.500	22	14	.611	13-4	6-9	3-1
Green Bay	9	9	.500	15	15	.500	11-3	3-12	1-0
Loyola	6	12	.333	12	19	.387	8-6	4-12	0-1
Youngstown State	5	13	.278	9	21	.300	6-7	2-14	1-0
Detroit	3	15	.167	7	23	.588	6-10	1-13	0-0

2007-08 HORIZON LEAGUE TEAM STATISTICS

SCORING OFFENSE

	G	PTS.	AVG.	FIELD GOAL PCT.	G	FG	FGA	PCT.
Valparaiso	36	2558	71.1	Green Bay	30	742	1613	.460
Green Bay	30	2071	69.0	Valparaiso	36	883	1960	.451
Butler	34	2339	68.8	Wright State	31	686	1524	.450
UIC	33	2246	68.1	Butler	34	776	1729	.449
Cleveland State	34	2281	67.1	UIC	33	796	1804	.441
Milwaukee	30	2007	66.9	Cleveland State	34	813	1853	.439
Youngstown State	30	1944	64.8	Youngstown State	30	708	1643	.431
Wright State	31	1944	62.7	Detroit	30	642	1536	.418
Loyola	31	1900	61.3	Loyola	31	678	1672	.406
Detroit	30	1765	58.8	Milwaukee	30	694	1758	.395

SCORING DEFENSE

	G	PTS.	AVG.	FG PCT. DEFENSE	G	FG	FGA	PCT.
Butler	34	1985	58.4	Wright State	31	661	1610	.411
Wright State	31	1871	60.4	UIC	33	777	1867	.416
Cleveland State	34	2161	63.6	Cleveland State	34	733	1736	.422
Loyola	31	1976	63.7	Valparaiso	36	849	1983	.428
UIC	33	2143	64.9	Butler	34	725	1686	.430
Detroit	30	1962	65.4	Green Bay	30	731	1676	.436
Valparaiso	36	2444	67.9	Loyola	31	687	1563	.440
Milwaukee	30	2062	68.7	Milwaukee	30	741	1643	.451
Youngstown State	30	2100	70.0	Youngstown State	30	762	1670	.456
Green Bay	30	2100	70.0	Detroit	30	671	1459	.460

SCORING MARGIN

	G	OFF.	DEF.	MAR.	3-PT. FG PCT.	G	FG	FGA	PCT.
Butler	34	68.8	58.4	+10.4	UIC	33	237	606	.391
Cleveland State	34	67.1	63.6	+3.5	Wright State	31	209	539	.388
Valparaiso	36	71.1	67.9	+3.2	Valparaiso	36	330	858	.385
UIC	33	68.1	64.9	+3.1	Butler	34	319	839	.380
Wright State	31	62.7	60.4	+2.4	Detroit	30	215	568	.379
Green Bay	30	69.0	70.0	-1.0	Green Bay	30	164	447	.367
Milwaukee	30	66.9	68.7	-1.8	Youngstown State	30	166	499	.333
Loyola	31	61.3	63.7	-2.5	Milwaukee	30	193	628	.307
Youngstown State	30	64.8	70.0	-5.2	Cleveland State	34	152	503	.302
Detroit	30	58.8	65.4	-6.6	Loyola	31	142	511	.278

FREE THROW PCT.

	G	FTM	FTA	PCT.	3-PT FG PCT. DEF.	G	FG	FGA	PCT.
Green Bay	30	423	573	.738	Butler	34	170	534	.318
Butler	34	468	635	.737	Cleveland State	34	184	569	.323
UIC	33	417	579	.720	Valparaiso	36	234	690	.339
Loyola	31	402	562	.715	Milwaukee	30	163	478	.341
Cleveland State	34	503	717	.702	UIC	33	240	692	.347
Milwaukee	30	426	627	.679	Wright State	31	231	659	.351
Wright State	31	363	537	.676	Green Bay	30	221	623	.355
Valparaiso	36	462	687	.672	Youngstown State	30	189	532	.355
Detroit	30	266	397	.670	Detroit	30	217	598	.363
Youngstown State	30	362	571	.634	Loyola	31	198	545	.363

TEAM STATISTICS (CONTINUED)

REBOUND AVG.	G	REB.	AVG.
Milwaukee	30	1081	36.0
Cleveland State	34	1180	34.7
UIC	33	1135	34.4
Valparaiso	36	1220	33.9
Youngstown State	30	994	33.1
Green Bay	30	986	32.9
Loyola	31	1008	32.5
Wright State	31	1000	32.3
Butler	34	1016	29.9
Detroit	30	875	29.2

REBOUNDING DEF.

REBOUNDED DEF.	G	REB.	AVG.
Wright State	31	966	31.2
<i>Butler</i>	34	1060	31.2
Cleveland State	34	1073	31.6
Detroit	30	950	31.7
Loyola	31	1019	32.9
UIC	33	1097	33.2
Green Bay	30	1010	33.7
Valparaiso	36	1224	34.0
Youngstown State	30	1074	35.2
Milwaukee	30	1075	35.8

REBOUND MARGIN

G	TEAM	OPP.	MAR.
34	34.7	31.6	+3.1
33	34.4	33.2	+1.2
31	32.3	31.2	+1.1
30	36.0	35.8	+0.2
36	33.9	34.0	-0.1
31	32.5	32.9	-0.4
30	32.9	33.7	-0.8
34	29.9	31.2	-1.3
30	29.2	31.7	-2.5
30	33.1	35.8	-2.7

ASSISTS

G	AST.	AVG.
36	507	14.08
33	437	13.24
34	445	13.09
30	389	12.97
34	416	12.24
30	366	12.20
31	368	11.87
30	353	11.77
30	343	11.43
31	315	10.16

TURNOVER MARGIN

G	TEAM	OPP.	MAR.
34	10.4	14.0	+3.65
31	12.4	13.8	+1.42
30	12.8	13.8	+1.00
34	14.0	14.9	+0.91
30	12.6	13.0	+0.40
33	13.1	13.2	+0.12
31	12.5	12.2	-0.35
30	14.5	14.0	-0.43
30	13.5	13.0	-0.47
36	13.3	12.8	-0.47

3-POINT FIELD GOALS

G	3FG	AVG.
34	319	9.38
36	330	9.17
33	237	7.18
30	215	7.17
31	209	6.74
30	193	6.43
30	166	5.53
30	164	5.47
31	142	4.58
34	152	4.47

2007-08 HORIZON LEAGUE INDIVIDUAL LEADERS

SCORING

	G	PTS.	AVG.	3-PT. FG PCT.	G	3FG	3FA	PCT.
Jon Goode, UDM	26	502	19.3	Shawn Huff, VU	36	91	190	.479
Josh Mayo, UIC	33	564	17.1	Josh Mayo, UIC	33	94	200	.470
Mike Schachtner, GB	30	473	15.8	Robert Kreps, UIC	33	49	106	.462
Byron Davis, YSU	30	465	15.5	Pete Campbell, BU	31	102	223	.457
J. R. Blount, LU	31	469	15.1	Mike Schachtner, GB	30	37	81	.457

REBOUNDING

	G	TOT	AVG.	3-PT. FG MADE	G	3FG	AVG.
Scott VanderMeer, UIC	33	247	7.5	Pete Campbell, BU	31	102	3.29
Urule Igbavboa, VU	36	263	7.3	John Goode, UDM	26	79	3.04
Scottie Wilson, WSU	30	215	7.2	Josh Mayo, UIC	33	94	2.85
John Barber, YSU	30	210	7.0	A. J. Graves, BU	34	95	2.79
Terry Evans, GB	30	206	6.9	Shawn Huff, VU	36	91	2.53

FIELD GOAL PCT.


	G	FGM	FGA	PCT.	ASSIST/TO RATIO	G	AST.	TO	RATIO
Jordan Pleiman, WSU	31	101	168	.601	Zach Everingham, UDM	29	75	26	2.88
Marcus Skinner, UWM	26	84	144	.583	Jake Diebler, VU	36	92	34	2.71
Matt Howard, BU	34	141	242	.583	Mike Green, BU	34	172	100	1.72
Urule Igbavboa, VU	36	137	249	.550	Will Graham, WSU	31	110	67	1.64
Jack Liles, YSU	30	117	214	.547	Spencer Stewart, UIC	27	114	71	1.61

FREE THROW PCT.


	G	FTM	FTA	PCT.	BLOCKED SHOTS	G	BLK	AVG.
Mike Schachtner, GB	30	104	115	.904	Scott VanderMeer, UIC	33	85	2.58
A. J. Graves, BU	34	72	81	.889	George Tandy, CSU	33	40	1.21
Josh Mayo, UIC	33	122	145	.841	Terry Evans, GB	30	34	1.13
Ryan Tillema, GB	30	83	101	.822	Matt Howard, BU	34	37	1.09
Randy Berry, GB	24	58	71	.817	Jermaine Dailey, UIC	33	29	0.88

ASSISTS

	G	AST.	AVG.	STEALS	G	STL	AVG.
Mike Green, BU	34	172	5.06	Cedric Jackson, CSU	34	88	2.59
Cedric Jackson, CSU	34	168	4.94	Terry Evans, UWGB	30	59	1.97
Spencer Stewart, UIC	27	114	4.22	Woody Payne, UDM	24	45	1.88
Jarryd Loyd, VU	36	143	3.97	A. J. Graves, BU	34	54	1.59
Will Graham, WSU	31	110	3.55	Vance Cooksey, YSU	30	42	1.40



Mike Green led the Horizon League in assists with a school-record 172.



Pete Campbell tied the 9th-highest single season total for three-point field goals in Horizon League history.

2008 HORIZON LEAGUE TOURNAMENT

First Round (Campus Sites)

#3 Wright State 60, #10 Detroit 37
#4 UIC 70, #9 Youngstown State 59
#8 Loyola 57, #5 Milwaukee 51
#6 Valparaiso 75, #7 Green Bay 67

Hinkle Fieldhouse, Indianapolis, Ind. Second Round

#6 Valparaiso 72, #3 Wright State 67
#4 UIC 60, #8 Loyola 49

Semifinals

#1 Butler 66, #4 UIC 50
#2 Cleveland State 78, #6 Valparaiso 73

Championship

(Hinkle Fieldhouse, Indianapolis, Ind.)
#1 Butler 70, #2 Cleveland State 55

2008 ALL-TOURNAMENT TEAM

Mike Green, Butler (MVP)
Matt Howard, Butler
Drew Streicher, Butler
J'Nathan Bullock, Cleveland State
Jarryd Loyd, Valparaiso

2007-08 HORIZON LEAGUE AWARDS

FIRST TEAM ALL-LEAGUE

Mike Green, Butler
A. J. Graves, Butler
J'Nathan Bullock, Cleveland State
Vaughn Duggins, Wright State
Josh Mayo, UIC

SECOND TEAM ALL-LEAGUE

Matt Howard, Butler
Jon Goode, Detroit
Cedric Jackson, Cleveland State
Mike Schachtner, Green Bay
Paige Paulsen, Milwaukee

ALL-NEWCOMER TEAM

Matt Howard, Butler
Rahmon Fletcher, Green Bay
Cedric Jackson, Cleveland State
Vytas Sulskis, Youngstown State
Deonte Roberts, Milwaukee

ALL-DEFENSIVE TEAM

Mike Green, Butler
Terry Evans, UW-Green Bay
Scott VanderMeer, UIC
Drew Streicher, Butler
Cedric Jackson, Cleveland State

PLAYER OF THE YEAR

Mike Green, Butler

NEWCOMER OF THE YEAR

Matt Howard, Butler

COACH OF THE YEAR

Gary Waters, Cleveland State
Brad Brownell, Wright State

DEFENSIVE PLAYER OF THE YEAR

Terry Evans, Green Bay

SIXTH MAN OF THE YEAR

Jarryd Loyd, Valparaiso

2007-08 BUTLER MEN'S BASKETBALL STATISTICS

(Record: 30-4; Home 14-1, Away 11-2; Neutral 5-1)

PLAYER	G-GS	MIN	Total		3-Point				Rebounds			PF-D	A	TO	B	S	PTS	AVG.
			FGM-A	PCT.	FGM-A	PCT.	FTM-A	PCT.	O/D	TOT	AVG.							
Mike Green	34-34	1144	141-327	.431	33-89	.371	182-240	.758	41/179	220	6.5	84-4	172	100	4	44	497	14.6
A. J. Graves	34-34	1196	148-395	.375	95-281	.338	72-81	.889	10/89	99	2.9	42-0	74	55	3	54	463	13.6
Matt Howard	34-26	833	141-242	.583	0-0	.000	135-173	.780	83/104	187	5.5	109-6	29	47	37	24	417	12.3
Pete Campbell	31-9	713	126-265	.475	102-223	.457	8-12	.667	25/62	87	2.8	51-1	17	19	4	15	362	11.7
Julian Betko	34-33	747	54-144	.375	44-114	.386	13-22	.591	23/58	81	2.4	70-0	34	29	3	27	165	4.9
Willie Veasley	30-0	525	57-105	.543	0-0	.000	22-52	.423	39/55	94	3.1	55-0	14	25	14	15	136	4.5
Drew Streicher	34-34	978	54-118	.458	19-59	.322	10-15	.667	43/49	92	2.7	99-4	49	26	13	22	137	4.0
Avery Jukes	22-0	106	18-30	.600	3-5	.600	11-22	.500	5/9	14	0.6	20-0	1	7	4	5	50	2.3
Zach Hahn	34-0	310	23-61	.377	17-45	.378	4-5	.800	0/25	25	0.7	20-0	36	24	0	3	67	2.0
Shawn Vanzant	33-0	264	10-30	.333	4-15	.267	9-11	.818	4/29	33	1.0	28-0	17	10	0	11	33	1.0
Ben Slaton	5-0	5	1-1	1.000	1-1	1.000	2-2	1.000	0/0	0	0.0	1-0	0	0	0	0	5	1.0
Alex Anglin	4-0	6	1-2	.500	0-0	.000	0-0	.000	1/1	2	0.5	1-0	0	0	0	0	2	0.5
Elliott Engelmann	12-0	16	1-4	.250	1-3	.333	0-0	.000	0/1	1	0.1	2-0	1	0	1	0	3	0.3
Grant Leiendecker	12-0	26	1-4	.250	0-3	.000	0-0	.000	0/0	0	0.0	6-0	1	2	0	0	2	0.2
Nick Rodgers	4-0	5	0-1	.000	0-1	.000	0-0	.000	0/1	1	0.3	0-0	0	1	0	1	0	0.0
Team									35/45	80					7			
BUTLER	34	6875	776-1729	.449	319-839	.380	468-635	.737	309/707	1016	29.9	588-15	445	352	83	221	2339	68.8
OPPONENTS	34	6875	725-1686	.430	170-534	.318	365-549	.665	337/723	1060	31.2	620-14	329	476	83	161	1985	58.4

DEADBALL REBOUNDS: BU 88, OPP. 101

Double-Figure Scoring Games (107): Green 28, Howard 25, Graves 25, Campbell 19, Betko 4, Veasley 3, Streicher 2, Jukes 1, OPP. 86

20-Point Scoring Games (20): Green 6, Graves 6, Howard 5, Campbell 3, OPP. 9

Double-Figure Rebound Games (7): Howard 3, Green 3, Veasley 1, OPP. 9

Double-Doubles (7): Green 4, Howard 3, OPP. 7

Games Led Butler In Scoring: Howard 10, Graves 10, Green 7, Campbell 6, Betko 2

Games Led Butler In Rebounding: Green 18, Howard 13, Graves 3, Streicher 3, Betko 2, Veasley 2, Campbell 1

BUTLER SCORING BY PERIODS

	1st Half	2nd Half	OT	OT	Total
Butler	1109	1190	40	0	2339
Opponents	935	1019	31	0	1985

HORIZON LEAGUE GAMES

(Record: 16-2; Home 9-0, Away 7-2)

PLAYER	G-GS	MIN	Total		3-Point				Rebounds			PF-D	A	TO	B	S	PTS	AVG.
			FGM-A	PCT.	FGM-A	PCT.	FTM-A	PCT.	O/D	TOT	AVG.							
Mike Green	18-18	600	69-168	.411	17-52	.327	87-116	.750	23/103	126	7.0	43-2	93	51	0	31	242	13.4
Matt Howard	18-17	466	82-136	.603	0-0	.000	70-89	.787	53/58	111	6.2	52-1	13	23	26	11	234	13.0
Pete Campbell	16-2	374	63-137	.460	49-112	.438	6-8	.750	12/27	39	2.4	22-0	4	6	1	10	181	11.3
A. J. Graves	18-18	624	62-194	.320	33-130	.254	32-39	.821	7/51	58	3.2	19-0	39	27	2	23	189	10.5
Willie Veasley	18-0	326	39-74	.527	0-0	.000	15-35	.429	28/39	67	3.7	34-0	11	15	9	12	93	5.2
Julian Betko	18-17	351	30-81	.370	26-70	.371	1-4	.250	9/27	36	2.0	25-0	18	10	1	19	87	4.8
Drew Streicher	18-18	491	23-54	.426	8-31	.258	3-5	.600	23/25	48	2.7	50-2	26	19	8	6	57	3.2
Zach Hahn	18-0	159	14-37	.378	11-26	.423	4-5	.800	0/12	12	0.7	13-0	19	15	0	1	43	2.4
Avery Jukes	14-0	78	13-18	.722	3-4	.750	5-11	.455	2/6	8	0.6	13-0	0	5	4	3	34	2.4
Shawn Vanzant	17-0	128	5-16	.313	2-8	.250	5-7	.714	2/15	17	1.0	15-0	8	5	0	6	17	1.0
Alex Anglin	2-0	3	1-2	.500	0-0	.000	0-0	.000	1/1	2	1.0	0-0	0	0	0	0	2	1.0
Elliott Engelmann	4-0	4	1-1	1.000	1-1	1.000	0-0	.000	0/1	1	0.3	2-0	1	0	0	0	3	0.8
Grant Leiendecker	7-0	16	1-3	.333	0-2	.000	0-0	.000	0/0	0	0.0	4-0	1	2	0	0	2	0.3
Ben Slaton	3-0	2	0-0	.000	0-0	.000	0-0	.000	0/0	0	0.0	1-0	0	0	0	0	0	0.0
Nick Rodgers	2-0	2	0-0	.000	0-0	.000	0-0	.000	0/1	1	0.5	0-0	0	0	0	1	0	0.0
Team									14/23	37					4			
BUTLER	18	3625	403-921	.438	150-436	.344	228-319	.715	174/389	563	31.3	293-5	233	182	51	123	1184	65.8
OPPONENTS	18	3625	378-885	.427	93-268	.347	170-262	.649	162/393	555	30.8	315-9	172	243	39	92	1019	56.6

DEADBALL REBOUNDS: BU 41, OPP. 49

2007-08 BUTLER GAME-BY-GAME RESULTS

DATE	W/L	OPPONENT	BU	OPP.	ATTD.	BUTLER SCORING LEADER	BUTLER REBOUND LEADER
N. 9	W	At Ball State	61	45	7,331	17-Pete Campbell	6-Mike Green
N. 14	W	INDIANA STATE	76	48	3,555	26-A. J. Graves	8-Mike Green
N. 17	W	At Evansville	60	47	6,407	22-A. J. Graves	7-Matt Howard
N. 21	W	Michigan#	79	65	7,265	18-Pete Campbell	12-Matt Howard
N. 22	W	Virginia Tech#	(OT) 84	78	8,469	26-Pete Campbell	5-Pete Campbell
N. 24	W	Texas Tech#	81	71	8,700	23-Mike Green	4-Julian Betko
D. 1	W	OHIO STATE	65	46	10,000	23-Matt Howard	7-Matt Howard
D. 6	W	At Detroit*	53	46	3,136	20-Matt Howard	12-Matt Howard
D. 8	L	At Wright State*	42	43	6,981	14-Julian Betko	8-Matt Howard
D. 15	W	Florida State%	79	68	17,170	25-A. J. Graves	6-Mike Green
D. 19	W	BRADLEY	83	64	4,596	21-A. J. Graves	9-Mike Green
D. 22	W	At Florida Gulf Coast	78	65	3,843	17-A. J. Graves	6-Mike Green
D. 28	W	At Southern Illinois	57	55	9,386	19-Mike Green	5-Howard, Graves, Betko
J. 5	W	VALPARAISO*	74	65	7,284	24-Mike Green	8-Mike Green
J. 7	W	At Loyola*	66	55	2,100	19-Matt Howard	5-Howard, Green, Streicher
J. 10	W	GREEN BAY*	74	65	3,226	22-Matt Howard	11-Willie Veasley
J. 12	W	MILWAUKEE*	72	56	4,698	17-Matt Howard	7-Howard, Veasley, Green
J. 17	L	At Cleveland State*	52	56	5,352	16-Matt Howard	8-Matt Howard
J. 19	W	At Youngstown State*	78	69	6,198	20-Matt Howard	8-Matt Howard, Mike Green
J. 24	W	LOYOLA*	63	50	3,822	15-Matt Howard, Pete Campbell	10-Matt Howard
J. 26	W	UIC*	73	57	4,952	20-Matt Howard	7-Mike Green
F. 5	W	At Valparaiso*	71	68	5,432	20-A. J. Graves	8-A. J. Graves
F. 9	W	At Green Bay*	62	57	6,984	16-A. J. Graves	7-Mike Green
F. 12	W	At Milwaukee*	(OT) 83	75	4,055	24-Mike Green	13-Mike Green
F. 14	W	YOUNGSTOWN STATE*	89	73	4,702	17-Mike Green	5-Mike Green, A. J. Graves
F. 16	W	CLEVELAND STATE*	51	46	8,279	17-Matt Howard	8-Matt Howard
F. 20	W	At UIC*	51	46	7,799	14-A. J. Graves	6-Drew Streicher
F. 23	L	#16/18 DRAKE+	64	71	10,000	18-A. J. Graves	9-Matt Howard
F. 28	W	WRIGHT STATE*	66	61	6,045	17-Julian Betko	7-Mike Green
M. 1	W	DETROIT*	65	31	7,880	24-Pete Campbell	12-Mike Green
M. 8	W	UIC**	66	50	5,109	19-Mike Green	7-Mike Green
M. 11	W	CLEVELAND STATE**	70	55	5,021	24-Mike Green	13-Mike Green
M. 21	W	South Alabama (NCAA)	81	61	14,420	26-Pete Campbell	6-Drew Streicher
M. 23	L	#5/6 Tennessee (NCAA)	(OT) 71	76	14,606	21-A. J. Graves	7-Mike Green

#--Great Alaska Shootout, Anchorage, Alaska

%--Wooden Tradition @ Conseco Fieldhouse, Indianapolis, Ind.

+--ESPN O'Reilly BracketBusters

*--Horizon League game. **--Horizon League Tournament, Hinkle Fieldhouse, Indianapolis, Ind.

(NCAA)--NCAA First and Second Rounds, Birmingham Jefferson Civic Center, Birmingham, Ala.

2007-08 BULLDOG PERFORMANCE CHECK

	Overall	Home	Away	Neutral
2007-08 Record	30-4	14-1	11-2	5-1
Horizon League Record	16-2	9-0	7-2	0-0
Overtime Games	2-1	0-0	1-0	1-1
Record when leading at halftime	24-0	12-0	7-0	5-0
Record when trailing at halftime	4-4	1-1	3-2	0-1
Record when tied at halftime	2-0	1-0	1-0	0-0
Record when shooting 50% or better from the field	6-0	3-0	0-0	3-0
Record when shooting less than 50% from the field	24-4	11-1	11-2	2-1
Record when opponent shoots 50% or better from the field	5-0	1-0	2-0	2-0
Record when opponent shoots less than 50% from the field	25-4	13-1	9-2	3-1
Record when scoring more 3-point field goals than opponent	24-4	11-1	8-2	5-1
Record when scoring fewer 3-point field goals than opponent	2-0	1-0	1-0	0-0
Record when hitting more free throws than opponent	19-0	9-0	8-0	2-0
Record when hitting fewer free throws than opponent	10-2	4-1	3-0	3-1
Record when out-rebounding opponent	11-1	6-0	5-1	0-0
Record when being out-rebounded	18-3	7-1	6-1	5-1
Record in day games (Before 6 p.m.)	7-2	5-1	0-0	2-1
Record in night games (After 6 p.m.)	23-2	9-0	11-2	3-0

2007-08 BUTLER GAME-BY-GAME STATISTICS

GAME	MIN	FGM-A	PCT.	3FG-A	PCT.	FTM-A	PCT.	Rebounds		PF-D	A	TO	B	S	PTS
								O/D	TOT						
At Ball State	200	21-46	.457	8-22	.364	11-17	.647	9/23	32	16-1	12	11	1	3	61
INDIANA STATE	200	24-45	.533	12-23	.522	16-17	.941	3/21	24	16-0	13	9	7	5	76
At Evansville	200	23-50	.460	10-30	.333	4-7	.571	8/20	28	17-1	10	11	4	8	60
Michigan	200	25-55	.455	17-32	.531	12-15	.800	12/17	29	20-1	19	7	0	3	79
Virginia Tech	225	28-60	.467	14-33	.424	14-18	.778	11/20	31	19-2	15	10	2	6	84
Texas Tech	200	28-47	.596	16-24	.667	9-11	.818	3/13	16	19-1	18	7	1	2	81
OHIO STATE	200	23-56	.411	9-30	.300	10-13	.769	10/18	28	14-0	17	11	0	10	65
At Detroit	200	19-48	.396	3-19	.158	12-17	.706	16/14	30	15-0	9	13	3	4	53
At Wright State	200	16-50	.320	7-21	.333	3-5	.600	14/17	31	12-0	9	12	3	7	42
Florida State	200	24-46	.522	11-26	.423	20-26	.769	4/21	25	15-0	10	15	3	10	79
BRADLEY	200	26-57	.456	8-19	.421	23-28	.821	9/23	32	18-1	15	12	4	5	83
At Florida Gulf Coast	200	22-49	.449	8-22	.364	26-28	.929	9/20	29	22-0	12	12	2	7	78
At Southern Illinois	200	15-37	.405	6-16	.375	21-30	.700	5/20	25	17-0	8	12	2	6	57
VALPARAISO	200	19-48	.396	7-20	.350	28-33	.848	7/22	29	15-0	9	10	1	12	73
At Loyola	200	22-48	.458	9-20	.450	13-17	.765	11/17	28	17-0	16	14	2	9	66
GREEN BAY	200	21-50	.420	3-19	.158	29-41	.707	14/24	38	20-0	11	11	4	6	74
MILWAUKEE	200	28-62	.452	8-19	.421	8-15	.533	13/28	41	18-0	16	5	5	4	72
At Cleveland State	200	18-53	.340	6-23	.261	10-13	.769	11/21	32	15-1	11	13	4	8	52
At Youngstown State	200	27-55	.491	11-25	.440	13-19	.684	10/22	32	21-1	16	12	2	11	78
LOYOLA	200	21-46	.457	7-23	.304	14-18	.778	6/23	29	15-0	12	11	3	8	63
UIC	200	27-51	.529	9-25	.360	10-12	.833	8/20	28	12-0	15	8	3	6	73
At Valparaiso	200	24-50	.480	11-27	.407	12-17	.706	7/17	24	19-1	9	10	4	4	71
At Green Bay	200	21-54	.389	8-32	.250	12-17	.706	10/20	30	16-1	10	10	1	9	62
At Milwaukee	225	25-59	.424	8-28	.286	25-33	.758	6/32	38	22-1	14	7	5	6	83
YOUNGSTOWN STATE	200	33-53	.623	13-20	.650	10-16	.625	6/19	25	19-0	20	7	1	8	89
CLEVELAND STATE	200	17-42	.405	6-21	.286	11-20	.550	7/24	31	19-0	11	11	2	4	51
At UIC	200	18-47	.383	13-37	.351	2-3	.667	8/24	32	11-0	15	14	1	4	51
DRAKE	200	24-54	.444	6-24	.250	10-16	.625	11/16	27	21-1	10	10	1	4	64
WRIGHT STATE	200	23-53	.434	9-28	.321	11-17	.647	11/19	30	16-0	14	6	4	7	66
DETROIT	200	24-52	.462	12-29	.414	5-6	.833	9/26	35	12-0	16	8	3	6	65
UIC	200	22-49	.449	12-27	.444	10-17	.588	10/22	32	16-0	15	8	1	3	66
CLEVELAND STATE	200	19-43	.442	8-21	.381	24-32	.750	9/19	28	19-0	9	11	2	6	70
South Alabama	200	27-53	.509	15-28	.536	12-13	.923	7/21	28	21-0	18	10	1	9	81
Tennessee	225	22-61	.361	9-26	.346	18-28	.643	15/24	39	25-2	11	14	1	11	71

2007-08 OPPONENT GAME-BY-GAME STATISTICS

GAME	MIN	FGM-A	PCT.	3FG-A	PCT.	FTM-A	PCT.	Rebounds		PF-D	A	TO	B	S	PTS
								O/D	TOT						
At Ball State	200	19-50	.380	1-14	.071	6-9	.667	10/21	31	17-0	10	10	1	6	45
INDIANA STATE	200	16-49	.327	5-22	.227	11-17	.647	13/19	32	15-0	8	14	3	4	48
At Evansville	200	16-39	.410	3-9	.333	12-14	.857	4/22	26	14-0	7	15	0	1	47
Michigan	200	21-47	.447	8-20	.400	15-19	.789	11/19	30	14-0	10	12	7	4	65
Virginia Tech	225	32-61	.525	6-12	.500	8-12	.667	12/23	35	20-1	13	13	5	4	78
Texas Tech	200	24-40	.600	6-12	.500	17-20	.850	3/15	18	13-0	10	11	1	0	71
OHIO STATE	200	20-44	.455	3-12	.250	3-6	.500	9/21	30	18-0	10	24	4	4	46
At Detroit	200	17-37	.459	4-17	.235	8-8	1.000	4/17	21	18-1	12	16	3	6	46
At Wright State	200	18-38	.474	4-8	.500	3-6	.500	5/20	25	11-0	8	14	2	9	43
Florida State	200	27-58	.466	5-17	.294	9-12	.750	12/23	35	23-2	13	19	2	11	68
BRADLEY	200	21-54	.389	3-19	.158	19-24	.792	10/22	32	28-0	7	16	1	3	64
At Florida Gulf Coast	200	21-42	.500	7-16	.438	17-28	.607	7/18	25	24-1	15	13	4	8	66
At Southern Illinois	200	23-48	.479	6-20	.300	3-12	.250	12/21	33	23-0	10	16	4	4	55
VALPARAISO	200	24-50	.480	7-19	.368	10-17	.588	7/25	32	24-2	12	16	0	7	65
At Loyola	200	20-47	.426	3-7	.429	12-20	.600	13/18	31	18-0	5	14	1	5	55
GREEN BAY	200	25-55	.455	5-15	.333	10-18	.556	9/21	30	30-3	10	11	5	6	65
MILWAUKEE	200	20-57	.351	8-22	.364	8-13	.615	12/21	33	15-0	7	11	4	3	56
At Cleveland State	200	21-45	.467	4-7	.571	10-19	.526	10/27	37	14-0	12	17	2	11	56
At Youngstown State	200	26-51	.510	5-15	.333	12-20	.600	7/22	29	18-0	13	16	3	3	69
LOYOLA	200	19-48	.396	4-13	.308	8-10	.800	7/19	26	17-0	7	13	6	4	50
UIC	200	22-48	.458	7-19	.368	6-9	.667	7/17	24	16-0	11	12	0	5	57
At Valparaiso	200	23-53	.434	9-21	.429	13-15	.867	14/22	36	17-0	10	13	0	5	68
At Green Bay	200	23-51	.451	6-14	.429	5-8	.625	9/27	36	18-1	8	15	3	4	57
At Milwaukee	225	25-63	.397	8-21	.381	17-28	.607	10/30	40	24-1	16	15	1	1	75
YOUNGSTOWN STATE	200	28-48	.583	5-13	.385	12-18	.667	6/18	24	17-0	13	13	2	4	73
CLEVELAND STATE	200	15-48	.313	4-14	.286	12-15	.800	11/24	35	23-0	8	15	1	5	46
At UIC	200	18-54	.333	2-14	.143	8-8	1.000	12/22	34	9-0	8	9	0	7	46
DRAKE	200	24-54	.444	5-17	.294	18-20	.900	10/24	34	17-0	14	11	1	3	71
WRIGHT STATE	200	21-46	.457	7-14	.500	12-21	.571	11/23	34	13-1	9	11	1	5	61
DETROIT	200	13-46	.283	1-15	.067	4-9	.444	8/20	28	13-0	3	12	5	2	31
UIC	200	16-53	.302	6-21	.286	12-19	.632	19/18	37	14-0	6	12	3	2	50
CLEVELAND STATE	200	20-55	.364	2-16	.125	13-19	.684	15/17	32	22-0	4	14	1	5	55
South Alabama	200	21-48	.438	6-20	.300	13-27	.481	13/17	30	19-1	8	13	4	5	61
Tennessee	225	26-59	.441	5-19	.263	19-29	.655	16/30	46	24-0	12	20	3	5	76

BUTLER INDIVIDUAL SEASON HIGHS

PTS	26	A. J. Graves vs. Indiana State, 11/14/07
	26	Pete Campbell vs. Virginia Tech, 11/23/07
FG	9	Pete Campbell vs. South Alabama, 3/21/08
	9	Pete Campbell vs. Virginia Tech, 11/23/07
	9	Matt Howard vs. Ohio State, 12/1/07
	9	Matt Howard at Youngstown State, 1/19/08
FGA	18	Pete Campbell vs. South Alabama, 3/21/08
	18	A. J. Graves vs. Florida State, 12/15/07
	18	A. J. Graves at Valparaiso, 2/5/08
	18	A. J. Graves vs. Tennessee, 3/23/08
FG% (5 made)	1.000	Willie Veasley (5-5) vs. Bradley, 12/19/07
	1.000	Willie Veasley (5-5) at Milwaukee, 2/12/08
3-PT FGs	8	Pete Campbell vs. Detroit, 3/1/08
	8	Pete Campbell vs. South Alabama, 3/21/08
3-PT FGA	16	A. J. Graves vs. Florida State, 12/15/07
3-PT FG% (3 made)	1.000	Mike Green (4-4) vs. Texas Tech, 11/24/07
FT	12	Matt Howard vs. Green Bay, 1/10/08
FTA	16	Mike Green at Southern Illinois, 12/28/07
FT% (5 made)	1.000	Mike Green (10-10) at Milwaukee, 2/12/08, 2/12/08
REB	13	Mike Green at Milwaukee, 2/12/08, 2/12/08
	13	Mike Green vs. Cleveland State, 3/11/08
AST	10	Mike Green at Youngstown State, 1/19/08
STL	5	Mike Green vs. Valparaiso, 1/5/08
BLK	4	Matt Howard at Cleveland State, 1/17/08

OPPONENT INDIVIDUAL SEASON HIGHS

PTS	25	Marcus Skinner, Milwaukee, 2/12/08
	25	Josh Young, Drake, 2/23/08
FG	10	Jeff Allen, Virginia Tech, 11/23/07
	10	Marcus Skinner, Milwaukee, 2/12/08
FGA	20	J'Nathan Bullock, Cleveland State, 3/11/08
FG% (5 made)	1.000	Jermaine Dailey (6-6), UIC, 2/20/08
3-PT FGs	5	Joshua Bone, Southern Illinois, 12/28/07
	5	Allan Hanson, Milwaukee, 2/12/08
3-PT FGA	9	Josh Mayo, UIC, 1/26/08
	9	Josh Mayo, UIC, 2/20/08
3-PT FG% (3 made)	1.000	Alan Voskuil (4-4), Texas Tech, 11/24/07
FT	10	Cedric Jackson, Cleveland State, 2/16/08
FTA	11	Cedric Jackson, Cleveland State, 2/16/08
	11	J'Nathan Bullock, Cleveland State, 3/11/08
	11	Daon Merritt, South Alabama, 3/21/08
FT% (5 made)	1.000	Jon Goode (8-8), Detroit, 12/6/07
	1.000	Josh Young (8-8), Drake, 2/23/08
REB	15	Terry Evans, Green Bay, 2/9/08
AST	9	Rob Quaintance, Florida Gulf Coast, 12/22/07
STL	4	Rob Quaintance, Florida Gulf Coast, 12/22/07
	4	Cedric Jackson, Cleveland State, 2/16/08
BLK	5	Ekpe Udoh, Michigan, 11/21/07
	5	Terry Evans, Green Bay, 1/10/08

BUTLER TEAM HIGHS/LOWS

HIGHS		
PTS	89	vs. Youngstown State, 2/14/08
FG	33	vs. Youngstown State, 2/14/08
FGA	62	vs. Milwaukee, 1/12/08
FG%	.623	(33-53) vs. Youngstown State, 2/14/08
3-PT FGs	17	vs. Michigan, 11/21/07
3-PT FGA	37	at UIC, 2/20/08
3-PT FG% (10 att.)	.667	(16-24) vs. Texas Tech, 11/24/07
FT	29	vs. Green Bay, 1/10/08
FTA	41	vs. Green Bay, 1/10/08
FT% (10 att.)	.941	(16-17) vs. Indiana State, 11/14/07
REB	41	vs. Milwaukee, 1/12/08
AST	20	vs. Youngstown State, 2/14/08
STL	12	vs. Valparaiso, 1/5/08
BLK	7	vs. Indiana State, 11/14/07
TO	15	vs. Florida State, 12/15/07
PF	25	vs. Tennessee, 3/23/08
LOWS		
PTS	42	at Wright State, 12/8/07
FG	15	at Southern Illinois, 12/28/07
FGA	37	at Southern Illinois, 12/28/07
FG%	.320	(16-50) at Wright State, 12/8/07
3-PT FGs	3	at Detroit, 12/6/07; vs. Green Bay, 1/10/08
3-PT FGA	16	at Southern Illinois, 12/28/07
3-PT FG% (10 att.)	.158	(3-19) at Detroit, 12/6/07; vs. Green Bay, 1/10/08
FT	2	at UIC, 2/20/08
FTA	3	at UIC, 2/20/08
FT% (10 att.)	.533	(8-15) vs. Milwaukee, 1/12/08
REB	16	vs. Texas Tech, 11/24/07
AST	8	at Southern Illinois, 12/28/07
STL	2	vs. Texas Tech, 11/24/07
BLK	0	vs. Michigan, 11/21/07; vs. Ohio State, 12/1/07
TO	5	vs. Milwaukee, 1/12/08
PF	11	at UIC, 2/20/08

OPPONENT TEAM HIGHS/LOWS

HIGHS		
PTS	78	vs. Virginia Tech, 11/23/07
FG	32	vs. Virginia Tech, 11/23/07
FGA	63	at Milwaukee, 2/12/08
FG%	.600	(24-40) vs. Texas Tech, 11/24/07
3-PT FGs	9	at Valparaiso, 2/5/08
3-PT FGA	22	vs. Indiana State, 11/14/07
	22	vs. Milwaukee, 1/12/08
3-PT FG% (10 Att.)	.500	(7-14) vs. Wright State, 2/28/08
FT	19	vs. Bradley, 12/19/07; vs. Tennessee, 3/23/08
FTA	29	vs. Tennessee, 3/23/08
FT% (10 Att.)	.900	(18-20) vs. Drake, 2/23/08
REB	46	vs. Tennessee, 3/23/08
AST	16	at Milwaukee, 2/12/08
STL	11	vs. Florida St., 12/15/07; at Cleveland St. 1/17/08
BLK	7	vs. Michigan, 11/21/07
TO	24	vs. Ohio State, 12/1/07
PF	30	vs. Green Bay, 1/10/08
LOWS		
PTS	31	vs. Detroit, 3/1/08
FG	13	vs. Detroit, 3/1/08
FGA	37	at Detroit, 12/6/07
FG%	.283	(13-46) vs. Detroit, 3/1/08
3-PT FGs	1	at Ball State, 11/9/07; vs. Detroit, 3/1/08
3-PT FGA	7	at Loyola, 1/7/08; at Cleveland State, 1/17/08
3-PT FG% (10 Att.)	.067	(1-15) vs. Detroit, 3/1/08
FT	3	vs. Ohio State, 12/1/07; at Wright State, 12/8/07; at Southern Illinois, 12/28/07
FTA	6	vs. Ohio State, 12/1/07; at Wright State, 12/8/07
FT% (10 Att.)	.250	(3-12) at Southern Illinois, 12/28/07
REB	18	vs. Texas Tech, 11/24/07
AST	3	vs. Detroit, 3/1/08
STL	0	vs. Texas Tech, 11/24/07
BLK	0	at Evansville, 11/17/07; vs. Valparaiso, 1/5/08; vs. UIC, 1/26/08; at Valparaiso, 2/5/08; at UIC, 2/20/08
TO	9	at UIC, 2/20/08
PF	9	at UIC, 2/20/08

2007-08 BUTLER GAME-BY-GAME SCORING/REBOUNDING/ASSISTS

OPPONENT	Anglin	Betko	Campbell	Engelmann	Graves	Green	Hahn	Howard	Jukes	Leidecker	Rodgers	Slaton	Streicher	Vanzant	Veasley
At Ball State	DNP	4/4/1	17/5/1	0/0/0	11/4/3	11/6/2	0/1/0	14/5/4	DNP	DNP	DNP	DNP	4/4/1	0/1/0	DNP
INDIANA STATE	0/0/0	3/1/1	11/7/3	0/0/0	26/3/1	15/8/4	3/2/3	10/0/0	DNP	0/0/0	0/0/0	2/0/0	0/1/1	6/0/0	DNP
At Evansville	DNP	5/4/2	7/1/0	0/0/0	22/3/2	7/6/4	7/1/0	4/7/1	DNP	0/0/0	DNP	DNP	8/3/0	0/1/1	DNP
Michigan	DNP	8/3/3	18/3/0	0/0/0	17/0/2	14/5/8	2/1/1	12/12/2	DNP	DNP	DNP	DNP	5/2/3	3/0/0	DNP
Virginia Tech	DNP	8/3/2	26/5/0	DNP	17/2/6	23/4/5	0/1/0	2/0/0	DNP	DNP	DNP	DNP	4/3/0	0/3/1	4/2/1
Texas Tech	DNP	5/4/0	12/1/1	DNP	18/3/4	23/3/7	0/0/2	11/1/0	DNP	DNP	DNP	DNP	10/1/3	0/0/1	2/2/0
OHIO STATE	DNP	0/3/1	8/5/0	DNP	14/3/1	15/4/8	0/1/1	23/7/2	DNP	DNP	DNP	DNP	5/2/4	0/0/0	0/3/0
At Detroit	DNP	8/2/0	DNP	DNP	8/4/1	9/6/3	0/1/1	20/12/2	DNP	0/0/0	DNP	DNP	6/0/1	0/1/1	2/0/0
At Wright State	DNP	14/6/1	DNP	DNP	6/3/2	6/4/4	0/0/0	5/8/0	DNP	DNP	DNP	DNP	7/4/2	0/1/0	4/4/0
Florida State	DNP	8/3/2	DNP	DNP	25/3/2	20/6/3	3/1/0	11/4/2	DNP	DNP	DNP	DNP	7/0/1	0/1/0	5/2/0
BRADLEY	DNP	8/4/1	3/1/1	0/0/0	21/3/2	17/9/6	0/0/1	14/6/1	2/1/0	0/0/0	DNP	DNP	6/3/2	0/1/1	12/4/0
At Florida Gulf Coast	DNP	12/5/0	3/1/1	0/0/0	17/1/0	16/6/6	3/2/2	12/1/0	4/2/1	DNP	DNP	DNP	8/2/0	2/1/1	1/5/1
At Southern Illinois	DNP	2/5/0	9/2/1	DNP	10/5/0	19/3/4	0/0/1	15/5/1	0/0/0	DNP	DNP	DNP	2/3/1	0/0/0	0/0/0
VALPARAISO	DNP	0/3/1	10/2/0	DNP	5/3/3	24/8/4	5/0/0	12/6/0	0/0/0	0/0/0	DNP	DNP	9/2/0	0/1/0	8/3/1
At Loyola	DNP	6/1/2	3/0/0	DNP	7/3/2	15/5/6	3/1/3	19/5/2	4/2/0	0/0/0	DNP	0/0/0	5/5/1	0/0/0	4/4/0
GREEN BAY	DNP	0/1/1	5/0/0	DNP	13/3/2	18/9/2	8/1/0	22/9/1	1/1/0	DNP	DNP	DNP	0/1/2	0/2/2	7/11/1
MILWAUKEE	0/0/0	3/5/3	15/3/0	0/1/0	11/4/1	10/7/4	0/0/2	17/7/0	3/0/0	2/0/0	0/0/0	0/0/0	2/3/4	3/2/0	6/7/2
At Cleveland State	DNP	0/3/1	15/5/0	DNP	5/3/2	12/7/2	0/0/1	16/8/1	0/0/0	0/0/0	DNP	DNP	2/1/1	0/0/1	2/2/2
At Youngstown State	DNP	6/1/2	19/4/0	DNP	9/1/3	16/8/10	0/2/0	20/8/0	DNP	DNP	DNP	DNP	3/1/1	0/0/0	5/4/0
LOYOLA	DNP	3/1/1	15/1/0	DNP	5/2/0	13/5/4	0/1/4	15/10/1	0/0/0	DNP	DNP	DNP	5/2/1	0/0/0	7/5/1
UIC	DNP	11/2/2	3/2/0	DNP	16/5/2	15/7/6	0/0/0	20/4/1	2/0/0	DNP	DNP	DNP	2/3/2	0/1/0	4/3/2
At Valparaiso	DNP	0/0/0	17/1/0	DNP	20/8/4	14/6/3	0/0/1	6/3/0	3/0/0	DNP	DNP	DNP	0/2/0	3/2/1	8/2/0
At Green Bay	DNP	4/3/0	12/2/0	DNP	16/2/2	14/7/6	0/0/0	10/5/1	0/0/0	DNP	DNP	DNP	2/4/1	0/0/0	4/3/0
At Milwaukee	DNP	0/0/0	12/4/1	DNP	11/3/4	24/13/8	9/1/0	5/5/0	4/0/0	DNP	DNP	DNP	2/1/0	4/1/1	12/7/0
YOUNGSTOWN STATE	DNP	3/0/1	9/2/1	0/1/0	15/5/1	17/5/6	8/2/4	12/3/1	11/2/0	0/0/0	DNP	DNP	5/2/2	3/1/1	6/2/2
CLEVELAND STATE	DNP	6/3/2	3/3/0	DNP	15/4/3	6/6/3	0/0/0	17/8/0	0/0/0	DNP	DNP	DNP	2/2/2	0/0/1	2/1/0
At UIC	DNP	3/3/0	12/3/1	DNP	14/3/4	3/4/5	8/2/2	2/4/2	DNP	DNP	DNP	DNP	5/6/1	DNP	4/4/0
DRAKE	DNP	5/0/1	11/4/1	DNP	18/1/2	12/5/4	0/0/2	16/9/0	0/1/0	DNP	DNP	DNP	0/3/0	0/0/0	2/2/0
WRIGHT STATE	DNP	17/1/1	7/5/0	DNP	11/2/1	15/7/8	0/0/0	12/5/0	4/3/0	DNP	DNP	DNP	0/5/4	0/1/0	0/1/0
DETROIT	2/2/0	3/1/0	24/2/1	3/0/0	2/0/2	11/12/9	2/1/1	4/1/1	2/1/0	0/0/1	0/1/0	0/0/0	0/4/1	4/4/0	8/4/0
UIC	DNP	3/0/0	15/3/2	DNP	14/6/2	19/7/7	3/0/2	8/5/0	0/1/0	DNP	DNP	DNP	4/3/1	0/1/1	0/2/0
CLEVELAND STATE	0/0/0	0/0/1	3/0/0	0/0/0	5/1/0	24/13/3	3/2/1	16/5/1	1/0/0	0/0/0	0/0/0	3/0/0	11/3/3	0/0/0	4/2/0
South Alabama	DNP	3/2/1	26/5/2	0/0/0	18/0/6	5/2/3	0/1/1	11/4/1	9/1/0	0/0/0	DNP	DNP	2/6/1	5/5/2	2/0/1
Tennessee	DNP	4/4/0	12/5/0	DNP	21/3/2	15/7/5	0/0/0	4/5/1	0/0/0	DNP	DNP	DNP	4/5/2	0/2/1	11/3/0

2007-08 Butler Starting Lineups

At Butler	Streicher	Campbell	Graves	Green	Betko
INDIANA STATE	Streicher	Campbell	Graves	Green	Betko
At Evansville	Streicher	Campbell	Graves	Green	Betko
Michigan	Streicher	Campbell	Graves	Green	Betko
Virginia Tech	Streicher	Campbell	Graves	Green	Betko
Texas Tech	Streicher	Campbell	Graves	Green	Betko
OHIO STATE	Streicher	Campbell	Graves	Green	Betko
At Detroit	Streicher	Howard	Graves	Green	Betko
At Wright State	Streicher	Howard	Graves	Green	Betko
Florida State	Streicher	Howard	Graves	Green	Betko
BRADLEY	Streicher	Howard	Graves	Green	Betko
At Florida Gulf Coast	Streicher	Howard	Graves	Green	Betko
At Southern Illinois	Streicher	Howard	Graves	Green	Betko
VALPARAISO	Streicher	Howard	Graves	Green	Betko
At Loyola	Streicher	Howard	Graves	Green	Betko
GREEN BAY	Streicher	Howard	Graves	Green	Betko
MILWAUKEE	Streicher	Howard	Graves	Green	Betko
At Cleveland State	Streicher	Howard	Graves	Green	Betko
At Youngstown State	Streicher	Howard	Graves	Green	Betko
LOYOLA	Streicher	Howard	Graves	Green	Betko
UIC	Streicher	Howard	Graves	Green	Betko
At Valparaiso	Streicher	Howard	Graves	Green	Campbell
At Green Bay	Streicher	Howard	Graves	Green	Betko
At Milwaukee	Streicher	Howard	Graves	Green	Betko
YOUNGSTOWN ST.	Streicher	Howard	Graves	Green	Betko
CLEVELAND STATE	Streicher	Howard	Graves	Green	Betko
At UIC	Streicher	Howard	Graves	Green	Betko
DRAKE	Streicher	Howard	Graves	Green	Betko
WRIGHT STATE	Streicher	Howard	Graves	Green	Betko
DETROIT	Streicher	Campbell	Graves	Green	Betko
UIC	Streicher	Howard	Graves	Green	Betko
CLEVELAND STATE	Streicher	Howard	Graves	Green	Betko
South Alabama	Streicher	Howard	Graves	Green	Betko
Tennessee	Streicher	Howard	Graves	Green	Betko

2007-08 Bench Scoring

	W/L	Butler	Opp.	+/-
At Ball State	W	14	2	+12
INDIANA STATE	W	21	10	+11
At Evansville	W	11	7	+4
Michigan	W	17	20	-3
Virginia Tech	W	6	14	-8
Texas Tech	W	13	19	-6
OHIO STATE	W	23	1	+22
At Detroit	W	2	15	-13
At Wright State	L	4	7	-3
Florida State	W	8	10	-2
BRADLEY	W	17	15	+2
At Florida Gulf Coast	W	13	5	+8
At Southern Illinois	W	9	10	-1
VALPARAISO	W	23	20	+3
At Loyola	W	14	4	+10
GREEN BAY	W	21	14	+7
MILWAUKEE	W	29	21	+8
At Cleveland State	L	17	15	+2
At Youngstown State	W	24	13	+11
LOYOLA	W	22	12	+10
UIC	W	9	10	-1
At Valparaiso	W	14	27	-13
At Green Bay	W	16	8	+8
At Milwaukee	W	41	10	+31
YOUNGSTOWN STATE	W	37	35	+2
CLEVELAND STATE	W	5	4	+1
At UIC	W	24	17	+7
DRAKE	L	13	6	+7
WRIGHT STATE	W	11	7	+4
DETROIT	W	25	5	+20
UIC	W	18	17	+1
CLEVELAND STATE	W	14	24	-10
South Alabama	W	42	19	+23
Tennessee	L	23	16	+7

BUTLER 61, BALL STATE 45November 9, 2007
Worthen Arena - Muncie, Ind.

BUTLER	FG	3FG	FT	REB	PF	TP	A	TO	BLK	S	MIN
Streicher, Drew, f	2-3	0-0	0-0	2-2-4	5	4	1	1	0	0	19
Campbell, Pete, f	6-12	5-11	0-0	1-4-5	3	17	1	0	1	0	28
Graves, A. J., g	4-8	3-6	0-0	0-4-4	1	11	3	1	0	1	37
Green, Mike, g	2-6	0-1	7-10	1-5-6	2	11	2	2	0	1	38
Betko, Julian, g	2-5	0-1	0-0	1-3-4	4	4	1	3	0	0	24
Vanzant, Shawn	0-0	0-0	0-0	0-1-1	0	0	0	1	0	0	9
Hahn, Zach	0-3	0-3	0-0	0-1-1	0	0	0	0	0	0	19
Engelmann, Elliot	0-0	0-0	0-0	0-0-0	0	0	0	0	0	0	0+
Howard, Matt	5-9	0-0	4-7	4-1-5	1	14	4	2	0	1	26
Team				0-2-2				1			
Totals	21-46	8-22	11-17	9-23-32	16	61	12	11	1	3	200
	(.457)	(.364)	(.647)								

BALL STATE	FG	3FG	FT	REB	PF	TP	A	TO	BLK	S	MIN
Perry, Malik, f	3-5	0-0	1-2	0-6-6	4	7	1	1	0	2	25
Newell, Anthony, f	7-18	0-2	2-3	3-2-5	4	16	0	2	1	0	32
Goins, Melvin, g	2-5	1-1	0-0	0-0-0	4	5	1	1	0	2	26
Lampley, Brandon, g	1-5	0-4	0-0	1-1-2	0	2	1	0	0	1	24
Stovall, Peyton, g	5-11	0-2	3-4	5-7-12	0	13	3	5	0	1	34
Twyman, Deontay	0-1	0-1	0-0	0-2-2	1	0	2	0	0	0	12
Frazier, Laron	1-3	0-2	0-0	1-3-4	1	2	0	0	0	0	24
Giles, Rob	0-2	0-2	0-0	0-0-0	3	0	2	1	0	0	19
McLemore, Rashaun	0-0	0-0	0-0	0-0-0	0	0	0	0	0	0	4
Team				0-0-0							
Totals	19-50	1-14	6-9	10-21-31	17	45	10	10	1	6	200
	(.380)	(.071)	(.667)								

Butler 31 30 61
Ball State 17 28 45

Deadball Rebounds: Butler 1, Ball State 1 **Technical Fouls:** None
Officials: Glenn Mayborg, Mike Sanzere, Lamar Simpson
Attendance: 7,331

BUTLER 60, EVANSVILLE 47November 17, 2007
Roberts Stadium - Evansville, Ind.

BUTLER	FG	3FG	FT	REB	PF	TP	A	TO	BLK	S	MIN
Streicher, Drew, f	3-6	2-3	0-0	2-1-3	3	8	0	1	1	0	34
Campbell, Pete, f	3-5	1-2	0-0	1-0-1	1	7	0	0	0	0	20
Betko, Julian, g	2-9	1-7	0-0	1-3-4	1	5	2	1	0	1	35
Graves, A. J., g	8-15	5-10	1-2	0-3-3	1	22	2	3	0	2	37
Green, Mike, g	2-6	0-3	3-3	2-4-6	4	7	4	3	0	1	25
Vanzant, Shawn	0-2	0-2	0-0	0-1-1	1	0	1	1	0	1	13
Hahn, Zach	3-4	1-2	0-0	0-1-1	1	7	0	1	0	0	14
Leiendecker, Grant	0-0	0-0	0-0	0-0-0	0	0	0	0	0	0	3
Engelmann, Elliot	0-1	0-1	0-0	0-0-0	0	0	0	0	1	0	2
Howard, Matt	2-2	0-0	0-2	1-6-7	5	4	1	1	2	1	17
Team				1-1-2				1			
Totals	23-50	10-30	4-7	8-20-28	17	60	10	11	4	8	200
	(.460)	(.333)	(.571)								

EVANSVILLE	FG	3FG	FT	REB	PF	TP	A	TO	BLK	S	MIN
Garner, Nate, f	2-4	0-0	2-3	0-2-2	0	6	2	2	0	0	27
Couissnard, Jay, f	2-4	0-0	0-1	2-0-2	4	4	0	4	0	1	31
van Tongeren, Pieter, c	3-6	0-0	4-4	2-4-6	1	10	0	1	0	0	31
Ely, Shy, g	2-7	0-1	0-0	0-5-5	3	4	1	2	0	0	27
Holsinger, Jason, g	5-10	2-4	4-4	0-4-4	3	16	4	5	0	0	37
Lacey, Kavon	0-1	0-0	0-0	0-2-2	2	0	0	0	0	0	16
Gregory, Trevor	0-0	0-0	0-0	0-0-0	0	0	0	0	0	0	1
Granger, Darin	2-7	1-4	2-2	0-1-1	1	7	0	1	0	0	27
Hopf, Clint	0-0	0-0	0-0	0-0-0	0	0	0	0	0	0	3
Team				0-4-4							
Totals	16-39	3-9	12-14	4-22-26	14	47	7	15	0	1	200
	(.410)	(.333)	(.857)								

Butler 31 29 60
Evansville 28 19 47

Deadball Rebounds: Butler 1, Evansville 0 **Technical Fouls:** None
Officials: Steve Skiles, Randy McCall, Joe Ponsetto
Attendance: 6,407


BUTLER 76, INDIANA STATE 48November 14, 2007
Hinkle Fieldhouse - Indianapolis, Ind.

INDIANA STATE	FG	3FG	FT	REB	PF	TP	A	TO	BLK	S	MIN
Arnold, Adam, f	1-4	1-3	0-0	4-2-6	3	3	1	1	1	0	29
Tunnell, Jay, f	3-4	0-0	4-5	2-4-6	1	10	0	1	0	0	28
Moore, Gabe, g	3-5	1-2	3-6	0-1-1	2	10	3	2	0	3	25
Holstrom, Cole, g	2-10	2-7	0-0	1-2-3	1	6	0	0	0	0	23
Stinson, Marico, g	4-11	1-4	0-0	3-4-7	0	9	0	3	0	0	27
Lee, Lamar	1-3	0-2	0-0	0-0-0	2	2	0	0	0	0	9
Martin, Isiah	1-1	0-0	0-0	0-2-2	1	2	0	1	2	0	11
Marshall, Harry	1-8	0-2	3-4	0-2-2	2	5	4	1	0	1	24
Carter, Aaron	0-3	0-2	0-0	0-0-0	2	0	0	2	0	0	16
McCoy, Todd	0-0	0-0	0-0	0-1-1	0	0	0	1	0	0	7
Yelovich, Mick	0-0	0-0	1-2	0-0-0	1	1	0	1	0	0	1
Team				3-1-4				1			
Totals	16-49	5-22	11-17	13-19-32	15	48	8	14	3	4	200
	(.327)	(.227)	(.647)								

BUTLER	FG	3FG	FT	REB	PF	TP	A	TO	BLK	S	MIN
Streicher, Drew, f	0-2	0-2	0-0	1-0-1	4	0	1	0	3	0	30
Campbell, Pete, f	4-9	3-5	0-0	0-7-7	0	11	3	0	0	0	29
Betko, Julian, g	1-2	1-2	0-0	0-1-1	3	3	1	3	1	0	20
Graves, A. J., g	8-12	6-9	4-4	0-3-3	1	26	1	1	1	3	34
Green, Mike, g	5-8	1-2	4-5	1-7-8	1	15	4	3	1	1	31
Vanzant, Shawn	2-3	0-1	2-2	0-0-0	0	6	0	0	0	0	6
Hahn, Zach	1-3	1-1	0-0	0-2-2	1	3	3	0	0	1	20
Staton, Ben	0-0	0-0	2-2	0-0-0	0	2	0	0	0	0	2
Anglin, Alex	0-0	0-0	0-0	0-0-0	0	0	0	0	0	0	2
Rodgers, Nick	0-1	0-1	0-0	0-0-0	0	0	0	0	0	0	2
Leiendecker, Grant	0-0	0-0	0-0	0-0-0	2	0	0	0	0	0	3
Engelmann, Elliot	0-1	0-0	0-0	0-0-0	0	0	0	0	0	0	5
Howard, Matt	3-4	0-0	4-4	0-0-0	4	10	0	2	1	0	16
Team				1-1-2							
Totals	24-45	12-23	16-17	3-21-24	16	76	13	9	7	5	200
	(.533)	(.522)	(.941)								

Indiana State 14 34 48
Butler 27 49 76

Deadball Rebounds: Indiana State 4, Butler 1 **Technical Fouls:** None
Officials: Mike Foote, Dan Fouser, Lamar Simpson
Attendance: 3,555



A. J. Graves hit six three-point field goals and scored a season-high 26 points to help the Bulldogs to a 28-point victory over Indiana State at Hinkle Fieldhouse.

BUTLER 79, MICHIGAN 65
November 21, 2007
Sullivan Arena - Anchorage, Alaska

MICHIGAN	FG	3FG	FT	REB	PF	TP	A	TO	BLK	S	MIN
Coleman, Ron, f	4-6	3-4	1-2	1-5-6	2	12	1	0	0	1	30
Gibson, Zack, f	1-1	0-0	0-0	0-0-0	3	2	0	2	0	0	7
Sims, DeShawn, f	5-7	2-4	2-3	2-1-3	2	14	1	1	0	1	24
Harris, Manny, g	3-10	1-4	5-6	1-3-4	0	12	5	5	1	2	28
Grady, Kelvin, g	1-6	1-4	2-2	0-1-1	0	5	2	0	0	0	20
Smith, Jerret	2-3	0-0	2-2	0-1-1	1	6	0	0	1	0	9
Lee, C.J.	1-2	1-2	0-0	0-1-1	1	3	0	1	0	0	10
Morris, K'Len	0-1	0-1	2-2	0-2-2	3	2	0	0	0	0	13
Wright, Anthony	0-1	0-1	1-2	2-3-5	0	1	1	2	0	0	16
Shepherd, Anthony	1-3	0-0	0-0	1-1-2	1	2	0	1	0	0	10
Udoh, Ekpe	3-7	0-0	0-0	3-1-4	1	6	0	0	5	0	33
Team				1-0-1							
Totals	21-47	8-20	15-19	11-19-30	14	65	10	12	7	4	200
	(.447)	(.400)	(.789)								

BUTLER	FG	3FG	FT	REB	PF	TP	A	TO	BLK	S	MIN
Streicher, Drew, f	1-5	1-4	2-2	1-1-2	3	5	3	0	0	1	35
Campbell, Pete, f	6-11	6-11	0-0	0-3-3	5	18	0	2	0	0	21
Betko, Julian, f	2-7	2-4	2-2	2-1-3	4	8	3	1	0	0	26
Graves, A. J., g	5-10	5-10	2-2	0-0-0	1	17	2	2	0	1	33
Green, Mike, g	5-11	2-2	2-3	1-4-5	3	14	8	1	0	0	37
Vanzant, Shawn	1-1	1-1	0-0	0-0-0	1	3	0	0	0	0	6
Hahn, Zach	1-1	0-0	0-0	0-1-1	0	2	1	0	0	0	12
Veasley, Willie	0-0	0-0	0-0	0-0-0	0	0	0	0	0	0	1
Howard, Matt	4-9	0-0	4-6	5-7-12	3	12	2	1	0	1	29
Team				3-0-3							
Totals	25-55	17-32	12-15	12-17-29	20	79	19	7	0	3	200
	(.455)	(.531)	(.800)								

Michigan 32
Butler 40

Deadball Rebounds: Michigan 1, Butler 3 **Technical Fouls:** None
Officials: Eric Curry, Tim Gabutero, Gabby Lujan
Attendance: 7,265

BUTLER 81, TEXAS TECH 71
November 24, 2007
Sullivan Arena - Anchorage, Alaska

BUTLER	FG	3FG	FT	REB	PF	TP	A	TO	BLK	S	MIN
Streicher, Drew, f	4-5	2-3	0-0	0-1-1	3	10	3	0	0	0	34
Campbell, Pete, f	4-7	4-7	0-0	0-1-1	4	12	1	0	0	0	23
Betko, Julian, g	1-3	0-1	3-4	2-2-4	2	5	0	2	0	1	28
Graves, A. J., g	6-11	6-8	0-0	0-3-3	1	18	4	1	0	0	36
Green, Mike, g	8-14	4-4	3-4	1-2-3	2	23	7	3	1	1	36
Vanzant, Shawn	0-1	0-1	0-0	0-0-0	1	0	1	0	0	0	9
Hahn, Zach	0-0	0-0	0-0	0-0-0	0	0	2	1	0	0	13
Veasley, Willie	1-1	0-0	0-0	0-2-2	1	2	0	0	0	0	8
Howard, Matt	4-5	0-0	3-3	0-1-1	5	11	0	0	0	0	13
Team				0-1-1							
Totals	28-47	16-24	9-11	3-13-16	19	81	18	7	1	2	200
	(.596)	(.667)	(.818)								

TEXAS TECH	FG	3FG	FT	REB	PF	TP	A	TO	BLK	S	MIN
Roberts, D'waly, f	2-2	0-0	2-2	2-1-3	1	6	0	3	0	0	24
Cook, Trevor, f	1-1	0-0	0-0	0-1-1	0	2	1	0	0	0	17
Zeno, Martin, g	6-9	0-0	5-7	0-4-4	2	17	2	2	0	0	34
Voskuil, Alan, g	4-4	4-4	0-1	0-2-2	1	12	1	3	0	0	36
Roberson, John, g	5-11	1-5	4-4	0-1-1	3	15	3	1	0	0	32
Craig, Rogdrick	0-1	0-0	0-0	0-1-1	0	0	0	0	0	0	4
Prince, Michael	1-2	0-0	0-0	1-1-2	0	2	0	0	0	0	6
Singletary, Mike	1-2	0-0	2-2	0-1-1	1	4	0	0	1	0	7
Rizvic, Esmir	0-1	0-0	2-2	0-0-0	1	2	0	0	0	0	4
Burgess, Charlie	4-7	1-3	2-2	0-2-2	4	11	3	2	0	0	36
Team				0-1-1							
Totals	24-40	6-12	17-20	3-15-18	13	71	10	11	1	0	200
	(.600)	(.500)	(.850)								

Butler 34
Texas Tech 32

Deadball Rebounds: Butler 2, Texas Tech 4 **Technical Fouls:** None
Officials: Eric Curry, Tim Gabutero, Gabby Lujan
Attendance: 8,700

BUTLER 84, VIRGINIA TECH 78 (OT)
November 23, 2007
Sullivan Arena - Anchorage, Alaska

BUTLER	FG	3FG	FT	REB	PF	TP	A	TO	BLK	S	MIN
Streicher, Drew, f	2-3	0-0	0-0	2-1-3	5	4	0	0	0	0	17
Campbell, Pete, f	9-15	7-13	1-2	1-4-5	2	26	0	4	1	0	41
Betko, Julian, g	3-4	2-3	0-1	2-1-3	3	8	2	1	0	1	37
Graves, A. J., g	5-17	4-13	3-4	0-2-2	2	17	6	1	0	2	43
Green, Mike, g	8-15	1-2	6-7	0-4-4	1	23	5	1	1	1	44
Vanzant, Shawn	0-2	0-1	0-0	1-2-3	0	0	1	0	0	1	18
Hahn, Zach	0-1	0-1	0-0	0-1-1	1	0	0	0	0	0	7
Veasley, Willie	1-1	0-0	2-2	1-1-2	0	4	1	0	0	1	8
Howard, Matt	0-2	0-0	2-2	0-0-0	5	2	0	2	0	0	10
Team				4-4-8							
Totals	28-60	14-33	14-18	11-20-31	19	84	15	10	2	6	225
	(.467)	(.424)	(.778)								

VIRGINIA TECH	FG	3FG	FT	REB	PF	TP	A	TO	BLK	S	MIN
Allen, Jeff, f	10-18	0-0	1-2	4-5-9	3	21	1	2	1	2	39
Washington, Deron, f	5-11	1-1	3-5	1-4-5	5	14	2	3	1	0	40
Witcher, Lewis, c	1-2	0-0	0-1	3-2-5	1	2	0	0	1	0	17
Vassallo, A. D., g	7-16	3-6	2-2	1-1-2	3	19	4	3	0	2	42
Thorns, Hank, g	3-4	2-2	0-0	0-3-3	2	8	3	2	0	0	30
Bell, Terrell	0-0	0-0	0-0	0-0-0	0	0	0	1	0	0	3
Delaney, Malcolm	4-8	0-3	0-0	1-3-4	3	8	3	1	1	1	25
Thompson, J. T.	2-2	0-0	2-2	1-3-4	2	6	0	1	1	0	23
Diakite, Cheick	0-0	0-0	0-0	0-1-1	1	0	0	0	0	0	6
Team				1-1-2							
Totals	32-61	6-12	8-12	12-23-35	20	78	13	13	5	4	225
	(.525)	(.500)	(.667)								

Butler 30
Virginia Tech 28

Deadball Rebounds: Butler 1, Virginia Tech 2 **Technical Fouls:** None
Officials: Lonnie Dixon, Terry Christman, Aaron Hamilton
Attendance: 8,469

BUTLER 65, OHIO STATE 46
December 1, 2007
Hinkle Fieldhouse - Indianapolis, Ind.

OHIO STATE	FG	3FG	FT	REB	PF	TP	A	TO	BLK	S	MIN
Lighty, David, f	5-9	2-4	0-0	2-3-5	4	12	2	4	0	1	40
Hunter, Othello, f	5-7	0-0	0-1	3-4-7	2	10	0	3	0	1	29
Koufos, Kosta, c	8-13	0-0	0-0	1-6-7	2	16	0	3	3	0	32
Butler, Jamar, g	1-6	1-4	2-3	0-0-0	2	5	2	4	0	1	30
Diebler, Jon, g	1-6	0-4	0-0	2-3-5	3	2	2	6	1	0	31
Hill, J. P.	0-1	0-0	0-0	0-1-1	1	0	2	2	0	1	10
Turner, Evan	0-2	0-0	1-2	0-0-0	3	1	1	1	0	0	20
Terwilliger, Matt	0-0	0-0	0-0	0-1-1	1	0	1	1	0	0	8
Team				1-3-4							
Totals	20-44	3-12	3-6	9-21-30	18	46	10	24	4	4	200
	(.455)	(.250)	(.500)								

BUTLER	FG	3FG	FT	REB	PF	TP	A	TO	BLK	S	MIN
Streicher, Drew, f	2-4	1-2	0-0	0-2-2	2	5	4	0	0	2	31
Campbell, Pete, f	3-9	2-7	0-0	1-4-5	1	8	0	0	0	1	20
Betko, Julian, g	0-3	0-2	0-0	1-2-3	1	0	1	2	0	2	29
Graves, A. J., g	5-17	4-15	0-0	1-2-3	0	14	1	2	0	3	38
Green, Mike, g	4-8	2-3	5-8	1-3-4	3	15	8	3	0	1	35
Vanzant, Shawn	0-0	0-0	0-0	0-0-0	1	0	0	0	0	0	4
Hahn, Zach	0-1	0-1	0-0	0-1-1	0	0	1	1	0	0	5
Veasley, Willie	0-1	0-0	0-0	2-1-3	3	0	0	2	0	0	9
Howard, Matt	9-13	0-0	5-5	4-3-7	3	23	2	1	0	1	29
Team				0-0-0							
Totals	23-56	9-30	10-13	10-18-28	14	65	17	11	0	10	200
	(.411)	(.300)	(.769)								

Ohio State 30
Butler 20

Deadball Rebounds: Ohio State 2, Butler 3 **Technical Fouls:** None
Officials: Steve Skiles, Michael Roberts, Lamar Simpson
Attendance: 10,000



Matt Howard came off the bench with 23 points and seven rebounds to lead Butler past Ohio State at Hinkle Fieldhouse.

BUTLER 53, DETROIT 46

December 6, 2007
Calihan Hall - Detroit, Mich.

BUTLER	FG	3FG	FT	REB	PF	TP	A	TO	BLK	S	MIN
Streicher, Drew, f	2-5	1-3	1-2	0-0-0	4	6	1	1	0	0	32
Howard, Matt, f	8-13	0-0	4-5	8-4-12	2	20	2	3	3	0	38
Betko, Julian, g	3-6	2-5	0-0	0-2-2	1	8	0	1	0	1	29
Graves, A. J., g	2-8	0-5	4-4	1-3-4	1	8	1	3	0	0	36
Green, Mike, g	3-10	0-3	3-6	3-3-6	3	9	3	3	0	3	38
Vanzant, Shawn	0-1	0-0	0-0	1-0-1	2	0	1	0	0	0	6
Hahn, Zach	0-3	0-3	0-0	0-1-1	0	0	1	1	0	0	11
Veasley, Willie	1-2	0-0	0-0	0-0-0	3	2	0	1	0	0	8
Leindecker, Grant	0-0	0-0	0-0	0-0-0	0	0	0	0	0	0	2
Team				3-1-4							
Totals	19-48	3-19	12-17	16-14-30	15	53	9	13	3	4	200
	(.396)	(.158)	(.706)								
DETROIT	FG	3FG	FT	REB	PF	TP	A	TO	BLK	S	MIN
Jokic, Nemanja, f	0-1	0-1	0-0	1-3-4	1	0	0	4	0	0	24
Sample, Justin, f	0-1	0-0	0-0	0-0-0	2	0	0	2	0	0	8
Everingham, Zach, g	2-4	0-2	0-0	1-1-2	5	4	2	2	0	1	24
Goode, Jon, g	6-16	1-9	8-8	0-4-4	2	21	7	2	0	3	36
Payne, Woody, g	3-6	0-1	0-0	0-4-4	1	6	1	2	0	1	29
Boarden, David	0-0	0-0	0-0	0-0-0	0	0	0	0	0	0	3
Samarco, Josh	1-2	1-2	0-0	0-0-0	1	3	0	1	0	0	14
Hayes, Chris	3-5	1-1	0-0	0-2-2	3	7	2	0	2	1	31
Stephens, Eulis	1-1	1-1	0-0	1-1-2	1	3	0	2	0	0	13
Harrington, Michael	1-1	0-0	0-0	1-1-2	2	2	0	0	1	0	18
Team				0-1-1							
Totals	17-37	4-17	8-8	4-17-21	18	46	12	16	3	6	200
	(.459)	(.235)	(.100)								
Butler	20	33	53								
Detroit	17	29	46								

Deadball Rebounds: Butler 3, Detroit 0 Technical Fouls: None
Officials: Sid Rodeheffer, Lamar Simpson, Zeltan Steed
Attendance: 3,136

WRIGHT STATE 43, BUTLER 42

December 8, 2007
Ervin J. Nutter Center - Dayton, Ohio

BUTLER	FG	3FG	FT	REB	PF	TP	A	TO	BLK	S	MIN
Streicher, Drew, f	3-4	1-1	0-0	3-1-4	2	7	2	2	0	0	37
Howard, Matt, f	2-5	0-0	1-1	3-5-8	1	5	0	2	3	1	29
Betko, Julian, g	5-11	4-6	0-0	4-2-6	0	14	1	1	0	1	32
Graves, A. J., g	2-11	0-6	2-2	0-3-3	1	6	2	4	0	1	37
Green, Mike, g	2-12	2-7	0-0	1-3-4	4	6	4	1	0	1	33
Vanzant, Shawn	0-2	0-1	0-0	1-0-1	1	0	0	1	0	2	6
Hahn, Zach	0-0	0-0	0-0	0-0-0	0	0	0	1	0	0	5
Veasley, Willie	2-5	0-0	0-2	1-3-4	3	4	0	0	0	1	21
Team				1-0-1							
Totals	16-50	7-21	3-5	14-17-31	12	42	9	12	3	7	200
	(.320)	(.333)	(.600)								
WRIGHT STATE	FG	3FG	FT	REB	PF	TP	A	TO	BLK	S	MIN
Wilson, Scottie, f	4-4	2-2	0-0	1-4-5	1	10	1	3	1	0	33
Pleiman, Jordan, f	1-5	0-0	0-1	1-3-4	3	2	0	1	0	0	23
Brown, Todd, g	4-8	1-1	1-2	2-4-6	2	10	2	1	1	3	36
Graham, Will, g	3-6	0-0	0-0	0-4-4	1	6	1	3	0	3	27
Duggins, Vaughn, g	3-7	0-2	2-3	0-1-1	1	8	2	3	0	2	35
Tabler, Troy	1-5	0-2	0-0	1-2-3	1	2	1	0	0	0	19
Gardner, John David	2-3	1-1	0-0	0-2-2	1	5	1	2	0	0	25
Horne, Gavin	0-0	0-0	0-0	0-0-0	1	0	0	0	0	1	2
Team				0-0-0							
Totals	18-38	4-8	3-6	5-20-25	11	43	8	14	2	9	200
	(.474)	(.500)	(.500)								
Butler	27	15	42								
Wright State	28	15	43								

Deadball Rebounds: Butler 1, Wright State 2 Technical Fouls: None
Officials: Brian Fitzgerald, Lamont Simpson, Mike Conlin
Attendance: 6,981

BUTLER 79, FLORIDA STATE 68

Wooden Tradition - December 15, 2007
Conseco Fieldhouse - Indianapolis, Ind.

FLORIDA STATE	FG	3FG	FT	REB	PF	TP	A	TO	BLK	S	MIN
Echefu, Uche, f	2-7	0-1	3-3	2-10-12	4	7	2	5	1	1	28
Rich, Jason, g	7-14	1-3	2-2	0-4-4	5	17	1	2	0	0	39
Douglas, Toney, g	5-8	2-4	0-0	0-1-1	5	12	4	3	0	3	36
Mims, Ralph, g	5-14	2-6	4-5	2-5-7	2	16	1	2	0	2	34
Swann, Isaiah, g	3-8	0-3	0-0	0-0-0	4	6	4	1	0	3	28
Demerey, Jordan	1-1	0-0	0-2	3-1-4	3	2	1	3	0	0	14
O'Donnell, Ben	0-0	0-0	0-0	0-0-0	0	0	0	0	0	0	0+
Vaughn, Julian	1-1	0-0	0-0	1-0-1	0	2	0	2	0	2	11
Hoff, Brian	0-0	0-0	0-0	1-0-1	0	0	0	0	0	0	3
Alabi, Solomon	3-5	0-0	0-0	2-0-2	0	6	0	1	1	0	7
Team				1-2-3							
Totals	27-58	5-17	9-12	12-23-35	23	68	13	19	2	11	200
	(.466)	(.294)	(.750)								
BUTLER	FG	3FG	FT	REB	PF	TP	A	TO	BLK	S	MIN
Streicher, Drew, f	3-6	1-3	0-0	0-0-0	2	7	1	1	0	4	34
Howard, Matt, f	3-4	0-0	5-7	0-4-4	3	11	2	1	1	1	22
Betko, Julian, g	2-3	2-3	2-5	2-1-3	3	8	2	0	0	0	32
Graves, A. J., g	8-18	7-16	2-2	0-3-3	2	25	2	4	0	2	37
Green, Mike, g	5-10	0-1	10-11	1-5-6	3	20	3	5	0	0	31
Vanzant, Shawn	0-0	0-0	0-0	0-1-1	0	0	0	1	0	2	12
Hahn, Zach	1-3	1-3	0-0	0-1-1	0	3	0	1	0	1	9
Veasley, Willie	2-2	0-0	1-1	0-2-2	2	5	0	2	2	0	23
Team				1-4-5							
Totals	24-46	11-26	20-26	4-21-25	15	79	10	15	3	10	200
	(.522)	(.423)	(.769)								
Florida State	30	38	68								
Butler	38	41	79								

Deadball Rebounds: Florida State 1, Butler 1 Technical Fouls: None
Officials: Karl Hess, Frank Scagliotta, Jim Haney
Attendance: 17,170


BUTLER 83, BRADLEY 64
December 19, 2007
Hinkle Fieldhouse - Indianapolis, Ind.

BRADLEY	FG	3FG	FT	REB	PF	TP	A	TO	BLK	S	MIN
Wilson, Theron, f	3-5	0-0	3-4	1-4-5	1	9	0	0	0	0	27
Salley, Matt, f	3-6	0-0	4-4	5-7-12	4	12	0	2	0	0	21
Crouch, Jeremy, g	3-6	1-3	3-4	0-3-3	4	10	2	4	0	2	32
Ruffin, Daniel, g	3-6	2-4	3-4	1-2-3	4	11	3	4	0	1	26
Warren, Andrew, g	4-12	0-5	1-2	1-1-2	4	9	0	4	1	0	28
Cole-Scott, Tyrone	4-10	0-3	3-4	0-3-3	2	11	1	1	0	0	24
Collins, David	0-0	0-0	0-0	0-0-0	2	0	0	0	0	0	2
Maniscalco, Sam	0-5	0-4	2-2	0-1-1	4	2	1	1	0	0	20
Egolf, Will	0-0	0-0	0-0	0-0-0	1	0	0	0	0	0	9
Phillips, Ryan	0-0	0-0	0-0	0-0-0	0	0	0	0	0	0	1
Austin, Rashad	0-0	0-0	0-0	0-1-1	1	0	0	0	0	0	2
Singh, Sam	1-4	0-0	0-0	1-0-1	1	2	0	0	0	0	8
Team				1-0-1							
Totals	21-54 (.389)	3-19 (.158)	19-24 (.792)	10-22-32	28	64	7	16	1	3	200

BUTLER	FG	3FG	FT	REB	PF	TP	A	TO	BLK	S	MIN
Streicher, Drew, f	2-3	0-0	2-2	1-2-3	2	6	2	0	0	1	34
Howard, Matt, f	5-9	0-0	4-5	3-3-6	5	14	1	1	2	0	24
Betko, Julian, g	2-6	2-4	2-2	1-3-4	3	8	1	0	0	0	25
Graves, A. J., g	7-16	4-10	3-3	1-2-3	1	21	2	5	0	2	34
Green, Mike, g	3-14	1-2	10-12	2-7-9	1	17	6	2	1	0	32
Vanzant, Shawn	0-0	0-0	0-0	0-1-1	3	0	1	0	0	0	10
Hahn, Zach	0-0	0-0	0-0	0-0-0	0	0	1	0	0	0	3
Veasley, Willie	5-5	0-0	2-3	1-3-4	1	12	0	2	1	2	24
Leiendecker, Grant	0-0	0-0	0-0	0-0-0	0	0	0	0	0	0	2
Jukes, Avery	1-1	0-0	0-1	0-1-1	0	2	0	0	0	0	2
Campbell, Pete	1-3	1-3	0-0	0-1-1	2	3	1	1	0	0	9
Engelmann, Elliot	0-0	0-0	0-0	0-0-0	0	0	0	0	0	0	1
Team							1				
Totals	26-57 (.456)	8-19 (.421)	23-28 (.821)	9-23-32	18	83	15	12	4	5	200

Bradley	19	45	64
Butler	34	49	83

Deadball Rebounds: Bradley 8, Butler 2 **Technical Fouls:** Bradley Team, Butler Team
Officials: Steve Skiles, Gerry Pollard, Kip Kissinger **Attendance:** 4,596



Mike Green tallied 17 points, nine rebounds and six assists in Butler's victory over Bradley at Hinkle Fieldhouse.

BUTLER 78, FLORIDA GULF COAST 66
December 22, 2007
Alico Arena - Fort Myers, Fla.

BUTLER	FG	3FG	FT	REB	PF	TP	A	TO	BLK	S	MIN
Streicher, Drew, f	3-6	0-1	2-2	2-0-2	4	8	0	1	1	0	25
Howard, Matt, f	4-8	0-0	4-4	0-1-1	4	12	0	0	0	1	18
Betko, Julian, g	4-5	4-5	0-0	0-5-5	4	12	0	0	0	0	30
Graves, A. J., g	3-8	2-6	9-9	0-1-1	3	17	0	1	0	2	36
Green, Mike, g	4-8	0-2	8-9	1-5-6	1	16	6	4	0	3	37
Vanzant, Shawn	0-0	0-0	2-2	0-1-1	1	2	1	0	0	0	5
Hahn, Zach	1-2	1-2	0-0	0-2-2	1	3	2	2	0	0	6
Veasley, Willie	0-3	0-0	1-2	3-2-5	2	1	1	1	1	0	24
Jukes, Avery	2-3	0-0	0-0	1-1-2	1	4	1	0	0	0	4
Campbell, Pete	1-6	1-6	0-0	1-0-1	1	3	1	3	0	1	15
Engelmann, Elliot	0-0	0-0	0-0	0-0-0	0	0	0	0	0	0	0+
Team				1-2-3							
Totals	22-49 (.449)	8-22 (.364)	26-28 (.929)	9-20-29	22	78	12	12	2	7	200

FLORIDA GULF COAST	FG	3FG	FT	REB	PF	TP	A	TO	BLK	S	MIN
Liddell, Adam, f	3-9	0-2	4-8	1-7-8	3	10	1	1	3	1	33
Quaintance, Rob, f	1-6	1-5	2-2	0-3-3	2	5	9	2	0	4	40
Barrowes, Terike, c	4-4	0-0	2-2	0-1-1	3	10	0	3	1	0	21
Franklin, Delvin, g	4-4	2-2	2-2	3-0-3	4	12	0	1	0	1	28
Wohleib, Casey, g	8-16	4-7	4-6	0-4-4	3	24	5	3	0	1	34
Lutkenhaus, Chad	0-1	0-0	0-0	0-0-0	0	0	0	0	0	0	2
Narmbaye, Roman	0-0	0-0	1-2	1-0-1	5	1	0	1	0	0	10
Neptune, Yavney	1-2	0-0	2-5	0-0-0	4	4	0	2	0	1	21
Matheny, Kyle	0-0	0-0	0-1	0-1-1	0	0	0	0	0	0	11
Team				2-2-4							
Totals	21-42 (.500)	7-16 (.438)	17-28 (.607)	7-18-25	24	66	15	13	4	8	200

Butler	33	45	78
Florida Gulf Coast	33	33	66

Deadball Rebounds: Butler 2, Florida Gulf Coast 6 **Technical Fouls:** None
Officials: Billy Dunlap, Tim Gattis, Tony Turner
Attendance: 3,843

BUTLER 57, SOUTHERN ILLINOIS 55
December 28, 2007
SIU Arena - Carbondale, Ill.

BUTLER	FG	3FG	FT	REB	PF	TP	A	TO	BLK	S	MIN
Streicher, Drew, f	1-3	0-1	0-0	0-3-3	3	2	1	1	0	2	32
Howard, Matt, f	4-7	0-0	7-8	3-2-5	3	15	1	4	2	1	31
Betko, Julian, g	0-3	0-1	2-2	1-4-5	4	2	0	1	0	0	24
Graves, A. J., g	3-11	2-6	2-2	1-4-5	0	10	0	2	0	2	33
Green, Mike, g	4-5	1-1	10-16	0-3-3	3	19	4	2	0	0	34
Vanzant, Shawn	0-0	0-0	0-0	0-0-0	1	0	0	0	0	0	6
Hahn, Zach	0-0	0-0	0-0	0-0-0	0	0	1	0	0	0	5
Veasley, Willie	0-0	0-0	0-2	0-0-0	0	0	0	0	0	0	11
Jukes, Avery	0-0	0-0	0-0	0-0-0	0	0	0	1	0	0	2
Campbell, Pete	3-8	3-7	0-0	0-2-2	3	9	1	1	0	1	22
Team				0-2-2							
Totals	15-37 (.405)	6-16 (.375)	21-30 (.700)	5-20-25	17	57	8	12	2	6	200

SOUTHERN ILLINOIS	FG	3FG	FT	REB	PF	TP	A	TO	BLK	S	MIN
Falker, Randal, f	6-10	0-0	2-4	5-2-7	4	14	3	2	4	0	23
Shaw, Matt, f	0-7	0-4	0-2	0-9-9	2	0	2	3	0	1	38
Bone, Joshua, g	7-10	5-7	0-0	0-2-2	2	19	0	2	0	1	34
Mullins, Bryan, g	2-7	0-4	1-4	0-0-0	4	5	4	4	0	2	29
Clemmons, Wesley, g	3-9	1-5	0-0	1-2-3	1	7	1	0	0	0	36
Green, Tyrone	1-1	0-0	0-1	1-4-5	3	2	0	2	0	0	20
Boyle, Tony	3-3	0-0	0-1	3-1-4	3	6	0	1	0	0	13
Fay, Carlton	1-1	0-0	0-0	1-1-2	4	2	0	2	0	0	7
Team				1-0-1							
Totals	23-48 (.479)	6-20 (.300)	3-12 (.250)	12-21-33	23	55	10	16	4	4	200

Butler	31	26	57
Southern Illinois	29	26	55

Deadball Rebounds: Butler 5, Southern Illinois 2 **Technical Fouls:** None
Officials: Curtis Shaw, Bruce Benedict, Lamont Simpson
Attendance: 9,386

2007-08 Review

CLEVELAND STATE 56, BUTLER 52

January 17, 2008
Wolstein Center - Cleveland, Ohio

BUTLER	FG	3FG	FT	REB	PF	TP	A	TO	BLK	S	MIN
Streicher, Drew, f	1-3	0-1	0-0	1-0-1	1	2	1	2	0	0	16
Howard, Matt, f	5-9	0-0	6-8	4-4-8	3	16	1	1	4	0	34
Betko, Julian, g	0-5	0-5	0-0	0-3-3	2	0	1	2	0	0	18
Graves, A. J., g	2-11	1-6	0-1	1-2-3	0	5	2	3	0	4	38
Green, Mike, g	4-11	0-2	4-4	2-5-7	5	12	2	4	0	3	28
Vanzant, Shawn	0-2	0-2	0-0	0-0-0	0	0	1	0	0	1	8
Hahn, Zach	0-1	0-0	0-0	0-0-0	0	0	1	1	0	0	5
Veasley, Willie	1-3	0-0	0-0	2-0-2	2	2	2	0	0	0	19
Leiendecker, Grant	0-0	0-0	0-0	0-0-0	0	0	0	0	0	0	0+
Jukes, Avery	0-0	0-0	0-0	0-0-0	1	0	0	0	0	0	2
Campbell, Pete	5-8	5-7	0-0	0-5-5	1	15	0	0	0	0	32
Team				1-2-3				1			
Totals	18-53	6-23	10-13	11-21-32	15	52	11	13	4	8	200
	(.340)	(.261)	(.769)								

CLEVELAND STATE	FG	3FG	FT	REB	PF	TP	A	TO	BLK	S	MIN
Tandy, George, f	3-3	0-0	1-3	1-4-5	3	7	0	1	2	3	21
Bullock, J'Nathan, f	6-16	0-0	2-4	3-6-9	1	14	0	4	0	0	34
Moore, Chris, c	2-2	0-0	1-2	1-0-1	2	5	1	0	0	0	10
Jackson, Cedric, g	4-6	1-2	5-7	0-5-5	4	14	4	9	0	5	34
Watson, Breyohn, g	0-1	0-0	1-2	0-0-0	0	1	0	0	0	0	20
Francis, Kevin	0-2	0-1	0-0	3-4-7	1	0	3	1	0	0	18
Davis, Joe	5-7	3-4	0-0	0-0-0	2	13	0	0	0	0	18
Cole, Norris	1-2	0-0	0-0	1-1-2	0	2	3	1	0	0	12
Brown, D'Aundray	0-6	0-0	0-1	0-4-4	1	0	1	1	0	2	30
Fields, Renard	0-0	0-0	0-0	0-0-0	0	0	0	0	0	1	3
Team				1-3-4							
Totals	21-45	4-7	10-19	10-27-37	14	56	12	17	2	11	200
	(.467)	(.571)	(.526)								

Butler 26
Cleveland State 31

26
25

52
56

Deadball Rebounds: Butler 0, Cleveland State 2 **Technical Fouls:** None
Officials: Mike Foote, James Ferrari, Kip Kissingner
Attendance: 5,352

BUTLER 63, LOYOLA 50

January 24, 2008
Hinkle Fieldhouse - Indianapolis, Ind.

LOYOLA	FG	3FG	FT	REB	PF	TP	A	TO	BLK	S	MIN
Robinson, Tracy, f	1-7	0-1	1-3	0-4-4	2	3	0	2	2	1	28
Polka, Andy, f	5-10	1-2	2-2	3-7-10	4	13	1	2	0	0	36
Williams, Darrin, c	2-2	0-0	0-0	2-1-3	3	4	0	1	3	0	15
Horton, Courtney, g	1-2	0-0	0-0	0-3-3	2	2	0	0	0	1	19
Blount, J. R., g	5-12	1-4	5-5	0-2-2	3	16	2	5	0	1	34
Van Weelden, Aric	1-1	1-1	0-0	1-1-2	2	3	0	1	0	1	14
Telander, Dave	0-1	0-1	0-0	0-0-0	0	0	0	0	0	0	7
Cerasoli, Justin	1-7	0-1	0-0	0-0-0	0	2	2	2	0	0	17
Sterling, Ryan	0-1	0-1	0-0	0-0-0	0	0	0	0	0	0	1
Forman, Ross	2-3	1-1	0-0	0-0-0	1	5	1	0	1	0	20
Levin, Tom	1-2	0-1	0-0	0-0-0	0	2	1	0	0	0	9
Team				1-1-2							
Totals	19-48	4-13	8-10	7-19-26	17	50	7	13	6	4	200
	(.396)	(.308)	(.800)								

BUTLER	FG	3FG	FT	REB	PF	TP	A	TO	BLK	S	MIN
Streicher, Drew, f	2-4	1-3	0-0	0-2-2	4	5	1	1	0	0	21
Howard, Matt, f	5-8	0-0	5-6	5-5-10	0	15	1	1	2	2	33
Betko, Julian, g	1-3	1-3	0-0	0-1-1	1	3	1	0	0	1	11
Graves, A. J., g	2-11	1-8	0-0	0-2-2	1	5	0	2	1	0	35
Green, Mike, g	3-6	1-2	6-7	0-5-5	3	13	4	3	0	2	37
Vanzant, Shawn	0-0	0-0	0-0	0-0-0	0	0	0	0	0	0	1
Hahn, Zach	0-1	0-1	0-0	0-1-1	0	0	4	2	0	0	12
Veasley, Willie	2-3	0-0	3-5	0-5-5	4	7	1	1	0	2	21
Jukes, Avery	0-0	0-0	0-0	0-0-0	0	0	0	0	0	1	4
Campbell, Pete	6-10	3-6	0-0	0-1-1	2	15	0	1	0	0	25
Team				1-1-2							
Totals	21-46	7-23	14-18	6-23-29	15	63	12	11	3	8	200
	(.457)	(.304)	(.778)								

Loyola 23
Butler 32

27
31

50
63

Deadball Rebounds: Loyola 2, Butler 3 **Technical Fouls:** None
Officials: Curtis Shaw, Rick Hartzell, Chris Beaver
Attendance: 3,822

BUTLER 78, YOUNGSTOWN STATE 69

January 19, 2008
Beeghly Center - Youngstown, Ohio

BUTLER	FG	3FG	FT	REB	PF	TP	A	TO	BLK	S	MIN
Streicher, Drew, f	1-4	1-3	0-0	1-0-1	5	3	1	1	0	1	23
Howard, Matt, f	9-14	0-0	2-2	2-6-8	4	20	0	0	1	0	28
Betko, Julian, g	2-5	2-5	0-0	0-1-1	3	6	2	1	1	1	31
Graves, A. J., g	3-11	3-8	0-2	0-1-1	1	9	3	3	0	4	36
Green, Mike, g	3-8	0-1	10-13	2-6-8	3	16	10	4	0	2	37
Vanzant, Shawn	0-0	0-0	0-0	0-0-0	1	0	0	0	0	0	2
Hahn, Zach	0-0	0-0	0-0	0-2-2	0	0	1	0	0	0	6
Veasley, Willie	2-3	0-0	1-2	3-1-4	1	5	0	2	0	0	11
Campbell, Pete	7-10	5-8	0-0	2-2-4	3	19	0	0	0	3	26
Team				0-3-3				1			
Totals	27-55	11-25	13-19	10-22-32	21	78	16	12	2	11	200
	(.491)	(.440)	(.684)								

YOUNGSTOWN STATE	FG	3FG	FT	REB	PF	TP	A	TO	BLK	S	MIN
Barber, John, f	6-12	2-4	1-2	0-8-8	3	15	2	3	0	0	37
Liles, Jack, f	9-13	0-0	3-6	1-0-1	3	21	1	2	2	0	32
Davis, Byron, g	6-12	3-7	1-2	2-1-3	4	16	0	4	1	0	38
Niemi, Mikko, g	0-0	0-0	0-0	0-0-0	1	0	1	0	0	0	6
Sulskis, Vytas, g	1-6	0-2	2-4	1-4-5	3	4	2	5	0	2	26
Cooksey, Vance	2-3	0-1	2-2	1-2-3	4	6	4	2	0	0	34
Holmes, Dwight	1-3	0-0	3-4	0-2-2	0	5	0	0	0	0	11
Johnson, Mel	1-2	0-1	0-0	0-2-2	0	2	3	0	0	1	16
Team				2-3-5							
Totals	26-51	5-15	12-20	7-22-29	18	69	13	16	3	3	200
	(.510)	(.333)	(.600)								

Butler 40
Youngstown State 22

38
47

78
69

Deadball Rebounds: Butler 2, Youngstown State 4 **Technical Fouls:** None
Officials: Lamont Simpson, Chris Beaver, Bo Boroski
Attendance: 6,198

BUTLER 73, UIC 57

January 26, 2008
Hinkle Fieldhouse - Indianapolis, Ind.

UIC	FG	3FG	FT	REB	PF	TP	A	TO	BLK	S	MIN
Dailey, Jermaine, f	2-2	0-0	0-0	0-4-4	3	4	0	1	0	0	20
VanderMeer, Scott, c	4-6	0-0	4-5	3-4-7	3	12	1	1	0	1	29
Mayo, Josh, g	7-15	4-9	1-2	0-2-2	2	19	3	4	0	1	34
White Jr., Karl, g	4-8	0-0	1-2	1-1-2	1	9	3	1	0	1	28
Bush, Robert, g	1-6	1-4	0-0	1-4-5	1	3	2	2	0	0	32
Kreps, Robert	3-4	2-2	0-0	1-1-2	2	8	1	1	0	1	20
Boyd, Tori	0-3	0-3	0-0	0-0-0	1	0	0	0	0	0	13
Stewart, Spencer	0-3	0-1	0-0	0-1-1	1	0	1	2	0	0	14
Buttall, Jeremy	1-1	0-0	0-0	1-0-1	2	2	0	0	0	1	10
Team				0-0-0							
Totals	22-48	7-19	6-9	7-17-24	16	57	11	12	0	5	200
	(.458)	(.368)	(.667)								

BUTLER	FG	3FG	FT	REB	PF	TP	A	TO	BLK	S	MIN
Streicher, Drew, f	1-2	0-1	0-0	2-1-3	3	2	2	1	0	0	29
Howard, Matt, f	7-8	0-0	6-6	1-3-4	4	20	1	1	0	1	29
Betko, Julian, g	4-6	3-5	0-0	0-2-2	0	11	2	1	0	1	22
Graves, A. J., g	6-15	4-12	0-0	0-5-5	1	16	2	0	0	1	33
Green, Mike, g	5-10	1-2	4-4	2-5-7	2	15	6	1	0	2	31
Vanzant, Shawn	0-0	0-0	0-0	0-1-1	0	0	0	0	0	0	9
Hahn, Zach	0-0	0-0	0-0	0-0-0	0	0	0	1	0	0	7
Veasley, Willie	2-3	0-0	0-2	2-1-3	1	4	2	0	2	0	16
Jukes, Avery	1-1	0-0	0-0	0-0-0	0	2	0	2	1	1	6
Campbell, Pete	1-6	1-5	0-0	1-1-2	1	3	0	1	0	0	18
Team				0-1-1							
Totals	27-51	9-25	10-12	8-20-28	12	73	15	8	3	6	200
	(.529)	(.360)	(.833)								

UIC 30
Butler 43

27
30

57
73

Deadball Rebounds: UIC 1, Butler 2 **Technical Fouls:** None
Officials: Lamont Simpson, Dan Dorian, Todd Williams
Attendance: 4,952

2007-08 Review

BUTLER 71, VALPARAISO 68

February 5, 2008

Athletics-Recreation Center - Valparaiso, Ind.

BUTLER	FG	3FG	FT	REB	PF	TP	A	TO	BLK	S	MIN
Streicher, Drew, f	0-2	0-0	0-0	0-2-2	2	0	0	1	1	0	36
Campbell, Pete, f	5-11	5-11	2-2	0-1-1	1	17	0	0	0	2	35
Howard, Matt, c	3-4	0-0	0-0	3-0-3	4	6	0	1	2	0	15
Graves, A. J., g	7-18	4-12	2-2	1-7-8	3	20	4	0	0	0	39
Green, Mike, g	4-8	0-1	6-7	1-5-6	5	14	3	4	0	0	25
Betko, Julian	0-0	0-0	0-0	0-0-0	0	0	0	0	0	0	0+
Vanzant, Shawn	1-1	1-1	0-0	0-2-2	2	3	1	2	0	1	12
Hahn, Zach	0-1	0-1	0-0	0-0-0	0	0	1	0	0	0	6
Veasley, Willie	3-4	0-0	2-6	2-0-2	2	8	0	2	1	1	28
Jukes, Avery	1-1	1-1	0-0	0-0-0	0	3	0	0	0	0	4
Team				0-0-0							
Totals	24-50	11-27	12-17	7-17-24	19	71	9	10	4	4	200
	(.480)	(.407)	(.706)								

VALPARAISO	FG	3FG	FT	REB	PF	TP	A	TO	BLK	S	MIN
Igbavboa, Urule, f	3-8	0-0	5-6	2-3-5	2	11	1	1	0	1	28
Huff, Shawn, f	3-6	1-3	0-0	3-5-8	1	7	1	2	0	1	31
McPherson, Brandon, g	5-9	4-6	0-0	0-1-1	3	14	2	1	0	0	31
Haanpaa, Samuel, g	0-3	0-3	6-6	0-1-1	1	6	1	4	0	0	29
Diebler, Jake, g	1-2	1-1	0-0	2-5-7	2	3	0	0	0	0	28
Rogers, Michael	0-0	0-0	0-0	0-0-0	1	0	1	1	0	0	4
Little, Howard	2-4	1-2	0-0	0-1-1	2	5	0	0	0	0	9
Loyd, Jarryd	6-17	2-6	2-3	1-2-3	4	16	3	2	0	2	23
Bouchie, Bryan	3-4	0-0	0-0	1-4-5	1	6	1	1	0	1	17
Team				5-0-5							
Totals	23-53	9-21	13-15	14-22-36	17	68	10	13	0	5	200
	(.510)	(.333)	(.600)								

Butler 35 36 71
Valparaiso 43 25 68

Deadball Rebounds: Butler 2, Valparaiso 1 **Technical Fouls:** None
Officials: Tim Fogarty, Lamar Simpson, Jamie Luckie
Attendance: 5,432

BUTLER 83, MILWAUKEE 75 (OT)

February 12, 2008

U. S. Cellular Arena - Milwaukee, Wis.

BUTLER	FG	3FG	FT	REB	PF	TP	A	TO	BLK	S	MIN
Streicher, Drew, f	1-3	0-2	0-0	0-1-1	4	2	0	1	3	0	26
Howard, Matt, f	2-2	0-0	1-1	0-5-5	5	5	0	0	0	0	18
Betko, Julian, g	0-1	0-1	0-0	0-0-0	0	0	0	0	0	0	3
Graves, A. J., g	2-14	2-9	5-6	0-3-3	1	11	4	2	0	3	40
Green, Mike, g	7-17	0-3	10-10	3-10-13	3	24	8	2	0	2	39
Vanzant, Shawn	0-1	0-1	4-4	0-1-1	1	4	1	1	0	0	14
Hahn, Zach	3-4	3-3	0-1	0-1-1	1	9	0	0	0	0	12
Veasley, Willie	5-5	0-0	2-7	2-5-7	3	12	0	0	1	0	34
Jukes, Avery	1-1	0-0	2-2	0-0-0	2	4	0	0	1	1	9
Campbell, Pete	4-11	3-9	1-2	1-3-4	2	12	1	1	0	0	30
Team				0-3-3							
Totals	25-59	8-28	25-33	6-32-38	22	83	14	7	5	6	225
	(.424)	(.286)	(.758)								

MILWAUKEE	FG	3FG	FT	REB	PF	TP	A	TO	BLK	S	MIN
Skinner, Marcus, f	10-15	0-0	5-8	3-7-10	4	25	1	0	0	0	36
Paulsen, Paige, f	3-7	1-3	4-4	1-4-5	5	11	0	1	1	1	38
Roberts, Deonte, g	2-11	0-0	2-4	3-3-6	1	6	4	1	0	0	35
Franklin, Ricky, g	2-10	1-7	0-2	1-5-6	4	5	3	0	0	0	36
Hanson, Allan, g	5-9	5-7	3-4	1-2-3	4	18	3	4	0	0	31
Swiggett, Charlie	0-3	0-1	0-0	0-1-1	2	0	0	1	0	0	7
James, Deion	1-5	0-2	1-2	0-3-3	4	3	2	3	0	0	22
Anderson, Kaylan	2-3	1-1	2-4	0-2-2	0	7	1	1	0	0	18
Averkamp, Jason	0-0	0-0	0-0	0-1-1	0	0	0	0	0	0	2
Team				1-2-3							
Totals	25-63	8-21	17-28	10-30-40	24	75	16	15	1	1	225
	(.397)	(.381)	(.607)								

Butler 29 38 16 83
Milwaukee 32 35 8 75

Deadball Rebounds: Butler 5, Green Bay 8 **Technical Fouls:** Mike Green, BU
Officials: John Higgins, Mike Roberts, Gerry Pollard
Attendance: 4,055

BUTLER 62, GREEN BAY 57

February 9, 2008

Resch Center - Green Bay, Wis.

BUTLER	FG	3FG	FT	REB	PF	TP	A	TO	BLK	S	MIN
Streicher, Drew, f	1-3	0-2	0-1	2-2-4	5	2	1	1	0	1	23
Howard, Matt, f	4-8	0-0	2-4	3-2-5	2	10	1	1	1	1	33
Betko, Julian, g	1-3	1-3	1-2	2-1-3	3	4	0	0	0	0	22
Graves, A. J., g	4-11	2-9	6-6	1-1-2	0	16	2	0	0	3	38
Green, Mike, g	5-11	1-4	3-4	0-7-7	2	14	6	5	0	4	37
Vanzant, Shawn	0-1	0-1	0-0	0-0-0	1	0	0	0	0	0	2
Hahn, Zach	0-1	0-1	0-0	0-0-0	0	0	0	1	0	0	3
Veasley, Willie	2-4	0-0	0-0	1-2-3	2	4	0	1	0	0	16
Jukes, Avery	0-0	0-0	0-0	0-0-0	1	0	0	1	0	0	2
Campbell, Pete	4-12	4-12	0-0	0-2-2	0	12	0	0	0	0	24
Team				1-3-4							
Totals	21-54	8-34	12-17	10-20-30	16	62	10	10	1	9	200
	(.389)	(.250)	(.706)								

GREEN BAY	FG	3FG	FT	REB	PF	TP	A	TO	BLK	S	MIN
Evans, Terry, f	6-15	2-2	0-0	3-12-15	5	14	1	3	1	1	35
Schachtner, Mike, f	3-8	1-2	2-2	2-7-9	2	9	1	2	0	1	39
Morris, Tevah, c	0-0	0-0	0-0	0-1-1	1	0	0	1	0	0	6
Fletcher, Rahmon, g	5-11	0-3	2-2	1-1-2	1	12	3	3	0	1	31
Tillema, Ryan, g	6-10	2-5	0-0	2-5-7	0	14	1	1	1	1	33
Perine, Bryquis	0-0	0-0	0-0	0-0-0	1	0	1	0	0	0	3
Cotton, Troy	1-2	1-2	0-0	0-0-0	0	3	0	1	0	0	8
Segura, Uriel	0-0	0-0	0-0	0-0-0	1	0	0	2	0	0	9
Barkley, Cordero	1-2	0-0	1-4	0-1-1	4	3	1	1	0	0	17
Nelson, Pat	1-3	0-0	0-0	1-0-1	3	2	0	1	1	0	19
Team				0-0-0							
Totals	23-51	6-14	5-8	9-27-36	18	57	8	15	3	4	200
	(.451)	(.429)	(.625)								

Butler 20 42 62
Green Bay 22 35 57

Deadball Rebounds: Butler 1, Green Bay 2 **Technical Fouls:** None
Officials: Tim Fogarty, Mike Conlin, Tim Hutchinson
Attendance: 6,984

BUTLER 89, YOUNGSTOWN STATE 73

February 14, 2008

Hinkle Fieldhouse - Indianapolis, Ind.

YOUNGSTOWN STATE	FG	3FG	FT	REB	PF	TP	A	TO	BLK	S	MIN
Barber, John, f	4-7	0-1	0-0	1-3-4	2	8	0	5	0	2	21
Holmes, Dwight, f	1-2	0-0	2-2	1-0-1	4	4	1	0	0	1	20
Davis, Byron, g	9-15	2-4	0-1	3-1-4	3	20	2	2	0	1	35
Niemi, Mikko, g	0-1	0-0	0-0	0-1-1	2	0	1	0	0	0	16
Sulskis, Vytas, g	1-5	0-4	4-6	0-5-5	1	6	4	2	1	0	31
Cooksey, Vance	5-6	2-2	3-3	1-0-1	1	15	2	1	0	0	23
Rebillot, Zack	0-0	0-0	0-0	0-0-0	0	0	0	0	0	0	1
Cotal, George	0-2	0-1	0-0	0-1-1	0	0	0	0	0	0	11
Mrozik, Alek	0-0	0-0	0-0	0-0-0	0	0	0	0	0	0	0+
Johnson, Mel	3-3	1-1	1-2	0-0-0	2	8	0	1	1	0	15
Liles, Jack	5-7	0-0	2-4	0-5-5	2	12	3	2	0	0	27
Team				0-2-2							
Totals	28-48	5-13	12-18	6-18-24	17	73	13	13	2	4	200
	(.583)	(.385)	(.667)								

BUTLER	FG	3FG	FT	REB	PF	TP	A	TO	BLK	S	MIN
Streicher, Drew, f	2-2	1-1	0-0	0-2-2	1	5	2	0	0	0	30
Howard, Matt, f	4-8	0-0	4-6	1-2-3	2	12	1	0	0	1	20
Betko, Julian, g	1-2	1-2	0-0	0-0-0	1	3	1	0	0	3	13
Graves, A. J., g	6-9	3-5	0-0	1-4-5	1	15	1	1	1	0	26
Green, Mike, g	5-6	3-3	4-5	1-4-5	1	17	6	3	0	1	23
Vanzant, Shawn	1-2	0-0	1-2	0-1-1	2	3	1	0	0	0	14
Hahn, Zach	3-5	2-3	0-0	0-2-2	3	8	4	1	0	1	16
Veasley, Willie	3-5	0-0	0-1	1-1-2	2	6	2	1	0	2	21
Leiendecker, Grant	0-0	0-0	0-0	0-0-0	1	0	0	0	0	0	4
Jukes, Avery	5-7	1-1	0-0	1-1-2	4	11	0	0	0	0	17
Campbell, Pete	3-7	2-5	1-2	1-1-2	1	9	1	0	0	0	15
Engelmann, Elliot	0-0	0-0	0-0	0-0-0	0	0	1	0	0	0	1
Team				0-1-1							
Totals	33-53	13-20	10-16	6-19-25	19	89	20	7	1	8	200
	(.623)	(.650)	(.625)								

Youngstown State 34 39 73
Butler 50 39 89

Deadball Rebounds: Youngstown State 1, Butler 2 **Technical Fouls:** None
Officials: Tom Clark, Randy Heimerman, Mike Sanzere
Attendance: 4,702



Drew Streicher helped Butler to a 14-1 record in Hinkle Fieldhouse in 2007-08.

BUTLER 51, CLEVELAND STATE 46
February 16, 2008
Hinkle Fieldhouse - Indianapolis, Ind.

CLEVELAND STATE	FG	3FG	FT	REB	PF	TP	A	TO	BLK	S	MIN
Tandy, George, f	0-3	0-0	2-3	0-5-5	3	2	0	1	0	0	17
Bullock, J'Nathan, f	5-15	1-7	0-1	2-4-6	4	11	1	7	1	0	35
Jackson, Cedric, g	4-14	2-4	10-11	0-4-4	4	20	5	2	0	4	37
Watson, Breyohn, g	2-3	1-2	0-0	1-2-3	0	5	0	3	0	0	32
Brown, D'Aundray, g	2-5	0-0	0-0	5-4-9	3	4	1	0	0	1	38
Davis, Joe	1-4	0-1	0-0	0-0-0	2	2	0	1	0	0	10
Francis, Kevin	0-1	0-0	0-0	2-1-3	2	0	0	0	0	0	14
Fields, Renard	0-0	0-0	0-0	0-1-1	1	0	0	0	0	0	2
Cole, Norris	0-2	0-0	0-0	0-1-1	1	0	0	0	0	0	8
Moore, Chris	1-1	0-0	0-0	0-0-0	3	2	1	1	0	0	7
Team				1-2-3							
Totals	15-48 (.313)	4-14 (.286)	12-15 (.800)	11-24-35	23	46	8	15	1	5	200

BUTLER	FG	3FG	FT	REB	PF	TP	A	TO	BLK	S	MIN
Streicher, Drew, f	1-5	0-4	0-0	1-1-2	4	2	2	1	1	1	26
Howard, Matt, f	5-9	0-0	7-11	4-4-8	4	17	0	3	0	1	25
Betko, Julian, g	2-5	2-5	0-0	0-3-3	4	6	2	1	0	0	23
Graves, A. J., g	5-9	3-6	2-2	0-4-4	2	15	3	0	0	0	37
Green, Mike, g	2-5	0-1	2-5	1-5-6	1	6	3	3	0	1	35
Vanzant, Shawn	0-0	0-0	0-0	0-0-0	1	0	1	1	0	0	3
Hahn, Zach	0-1	0-1	0-0	0-0-0	1	0	0	0	0	0	9
Veasley, Willie	1-4	0-0	0-2	0-1-1	1	2	0	2	1	0	14
Jukes, Avery	0-0	0-0	0-0	0-0-0	0	0	0	0	0	0	1
Campbell, Pete	1-4	1-4	0-0	0-3-3	1	3	0	0	0	0	27
Team				1-3-4							
Totals	17-42 (.405)	6-21 (.286)	11-20 (.550)	7-24-31	19	51	11	11	2	4	200

Cleveland State	25	21	46								
Butler	33	18	51								

Deadball Rebounds: Cleveland State 1, Butler 3 **Technical Fouls:** None
Officials: Lamar Simpson, Chris Beaver, Jeb Hartness
Attendance: 8,279

BUTLER 56, UIC 46
February 20, 2008
UIC Pavilion - Chicago, Ill.

BUTLER	FG	3FG	FT	REB	PF	TP	A	TO	BLK	S	MIN
Streicher, Drew, f	2-3	1-2	0-0	2-4-6	1	5	1	0	0	0	29
Howard, Matt, f	1-1	0-0	0-0	1-3-4	2	2	2	3	1	0	30
Betko, Julian, g	1-6	1-6	0-0	1-2-3	1	3	0	0	0	1	18
Green, Mike, g	1-6	1-3	0-1	1-3-4	0	3	5	6	0	0	33
Graves, A. J., g	4-10	4-10	2-2	0-3-3	1	14	4	0	0	1	38
Veasley, Willie	2-2	0-0	0-0	0-4-4	2	4	0	0	0	1	12
Hahn, Zach	3-6	2-5	0-0	0-2-2	1	8	2	4	0	0	19
Campbell, Pete	4-13	4-11	0-0	2-1-3	3	12	1	0	0	1	21
Team				1-2-3							
Totals	18-47 (.383)	13-37 (.351)	2-3 (.667)	8-24-32	11	51	15	14	1	4	200

UIC	FG	3FG	FT	REB	PF	TP	A	TO	BLK	S	MIN
Noonoo, Ebenezer, f	0-0	0-0	0-0	0-0-0	0	0	0	0	0	1	3
Dailey, Jermaine, f	6-6	0-0	1-1	3-5-8	0	13	0	0	0	0	32
Vander Meer, Scott, c	5-12	0-0	0-0	3-3-6	2	10	0	1	0	0	29
Bush, Robert, g	1-7	0-3	4-4	3-3-6	0	6	0	1	0	0	26
White, Karl, g	0-5	0-1	0-0	0-1-1	4	0	1	1	0	2	19
Mayo, Josh	5-16	2-9	3-3	1-2-3	3	15	1	0	0	3	33
Boyd, Tori	0-1	0-0	0-0	0-0-0	0	0	0	0	0	0	3
Stewart, Spencer	0-2	0-1	0-0	0-0-0	0	0	5	4	0	1	23
Kreps, Robert	0-1	0-0	0-0	0-1-1	0	0	1	1	0	0	17
Ignjatovic, Jovan	0-2	0-0	0-0	0-1-1	0	0	0	0	0	0	5
Buttelli, Jeremy	1-2	0-0	0-0	1-5-6	0	2	0	0	0	0	10
Team				1-1-2							
Totals	18-54 (.333)	2-14 (.143)	8-8 (1.000)	12-22-34	9	46	8	9	0	7	200

Butler	22	29	51								
UIC	17	29	46								

Deadball Rebounds: Butler 0, UIC 0 **Technical Fouls:** None
Officials: Tim Fogarty, Tim Hutchinson, James Barker
Attendance: 7,799

DRAKE 71, BUTLER 64
February 23, 2008
Hinkle Fieldhouse - Indianapolis, Ind.

DRAKE	FG	3FG	FT	REB	PF	TP	A	TO	BLK	S	MIN
Korver, Clayton, f	1-4	1-4	4-4	0-3-3	3	7	1	0	0	0	30
Cox, Jonathan, f	4-7	0-1	3-3	2-9-11	4	11	0	2	0	1	35
Houston, Leonard, g	7-19	1-5	1-2	3-4-7	2	16	2	1	0	1	33
Emmenecker, Adam, g	2-5	0-0	2-2	1-5-6	2	6	7	7	1	1	38
Young, Josh, g	7-13	3-5	8-8	1-2-3	1	25	1	0	0	0	37
Heemskerck, Brent	2-2	0-0	0-1	1-0-1	2	4	2	0	0	0	15
Baryenbruch, Jacob	0-2	0-2	0-0	0-0-0	0	0	1	0	0	0	3
Parker, Josh	0-0	0-0	0-0	0-0-0	0	0	0	0	0	0	2
Hall, John Michael	1-2	0-0	0-0	0-0-0	3	2	0	1	0	0	7
Team				2-1-3							
Totals	24-54 (.444)	5-17 (.294)	18-20 (.900)	10-24-34	17	71	14	11	1	3	200

BUTLER	FG	3FG	FT	REB	PF	TP	A	TO	BLK	S	MIN
Streicher, Drew, f	0-2	0-1	0-1	2-1-3	3	0	0	0	0	0	24
Howard, Matt, f	6-8	0-0	4-6	1-8-9	2	16	0	3	1	1	33
Betko, Julian, g	2-5	1-3	0-0	0-0-0	3	5	1	2	0	1	19
Graves, A. J., g	6-10	2-6	4-4	0-1-1	2	18	2	0	0	1	37
Green, Mike, g	5-11	0-2	2-3	2-3-5	5	12	4	4	0	1	37
Vanzant, Shawn	0-0	0-0	0-0	0-0-0	0	0	0	0	0	0	2
Hahn, Zach	0-2	0-2	0-0	0-0-0	1	0	2	0	0	0	10
Veasley, Willie	1-4	0-0	0-2	1-1-2	3	2	0	0	0	0	12
Jukes, Avery	0-1	0-0	0-0	0-1-1	1	0	0	0	0	0	2
Campbell, Pete	4-11	3-10	0-0	3-1-4	1	11	1	1	0	0	24
Team				2-0-2							
Totals	24-54 (.444)	6-24 (.250)	10-16 (.625)	11-16-27	21	64	10	10	1	4	200

Drake	38	33	71								
Butler	35	29	64								

Deadball Rebounds: Drake 3, Butler 4 **Technical Fouls:** None
Officials: Don Daily, Kip Kissinger, Jerry Heater
Attendance: 10,000

BUTLER 66, WRIGHT STATE 61

February 28, 2008
Hinkle Fieldhouse - Indianapolis, Ind.

WRIGHT STATE	FG	3FG	FT	REB	PF	TP	A	TO	BLK	S	MIN
Wilson, Scottie, f	2-5	1-1	1-2	4-4-8	5	6	1	1	0	0	30
Pleiman, Jordan, f	1-2	0-0	3-5	1-4-5	0	5	0	1	0	1	21
Brown, Todd, g	5-13	1-3	2-4	1-4-5	2	13	2	2	1	0	35
Graham, Will, g	5-9	0-1	3-5	3-2-5	0	13	4	3	0	2	37
Duggins, Vaughn, g	5-9	4-6	3-5	1-3-4	2	17	2	4	0	2	38
Tabler, Troy	1-3	1-2	0-0	0-1-1	0	3	0	0	0	0	7
Evans, N'Gai	1-1	0-0	0-0	0-0-0	1	2	0	0	0	0	5
Land, Cooper	1-2	0-1	0-0	0-2-2	1	2	0	0	0	0	10
Horne, Gavin	0-1	0-0	0-0	0-1-1	1	0	0	0	0	0	8
Thomas, Ronnie	0-1	0-0	0-0	0-2-2	1	0	0	0	0	0	9
Team				1-0-1							
Totals	21-46 (.457)	7-14 (.500)	12-21 (.571)	11-23-34	13	61	9	11	1	5	200

BUTLER	FG	3FG	FT	REB	PF	TP	A	TO	BLK	S	MIN
Streicher, Drew, f	0-3	0-3	0-0	2-3-5	3	0	4	2	1	1	29
Howard, Matt, f	5-8	0-0	2-2	2-3-5	4	12	0	0	3	2	29
Betko, Julian, g	6-8	5-7	0-0	0-1-1	3	17	1	0	0	3	29
Graves, A. J., g	4-11	1-7	2-2	1-1-2	1	11	1	2	0	1	36
Green, Mike, g	4-10	1-4	6-9	1-6-7	2	15	8	1	0	0	37
Vanzant, Shawn	0-0	0-0	0-0	0-1-1	1	0	0	0	0	0	5
Hahn, Zach	0-1	0-1	0-0	0-0-0	1	0	0	0	0	0	2
Veasley, Willie	0-3	0-0	0-0	1-0-1	0	0	0	0	0	0	5
Jukes, Avery	1-2	1-2	1-4	0-2-2	1	4	0	0	0	0	8
Campbell, Pete	3-7	1-4	0-0	4-1-5	0	7	0	1	0	0	20
Team				0-1-1							
Totals	23-53 (.434)	9-28 (.321)	11-17 (.647)	11-19-30	16	66	14	6	4	7	200

Wright State
Butler

32
36

29
30

61
66

Deadball Rebounds: Wright State 4, Butler 2 **Technical Fouls:** None
Officials: Lamar Simpson, J. D. Collins, Kipp Kissinger
Attendance: 6,045

BUTLER 65, DETROIT 31

March 1, 2008
Hinkle Fieldhouse - Indianapolis, Ind.

DETROIT	FG	3FG	FT	REB	PF	TP	A	TO	BLK	S	MIN
Hayes, Chris, f	4-12	0-3	1-2	0-6-6	2	9	0	2	1	0	35
Harrington, Michael, f	1-1	0-0	0-0	1-1-2	3	2	0	2	1	1	11
Everingham, Zach, g	0-3	0-2	0-0	0-3-3	1	0	0	1	0	0	24
Samarco, Josh, g	3-10	1-5	0-0	0-2-2	1	7	0	1	1	0	36
Stephens, Eulis, g	4-11	0-0	0-0	0-3-3	0	8	1	3	0	0	35
Boarden, David	0-1	0-0	0-0	0-0-0	0	0	0	0	0	0	9
Allen, Russell	0-0	0-0	0-2	0-0-0	0	0	0	0	1	0	2
Hatfield, Tryl	0-2	0-1	0-2	0-1-1	2	0	0	2	0	1	16
Jokic, Nemanja	1-6	0-4	3-3	4-4-8	4	5	2	1	1	0	29
Praet, Jason	0-0	0-0	0-0	0-0-0	0	0	0	0	0	0	3
Team				3-0-3							
Totals	13-46 (.283)	1-15 (.067)	4-9 (.444)	8-20-28	13	31	3	12	5	2	200

BUTLER	FG	3FG	FT	REB	PF	TP	A	TO	BLK	S	MIN
Streicher, Drew, f	0-0	0-0	0-0	3-1-4	2	0	1	0	0	0	24
Campbell, Pete, f	8-12	8-12	0-0	0-2-2	2	24	1	0	1	1	26
Betko, Julian, g	1-3	1-3	0-0	0-1-1	0	3	0	1	0	1	16
Graves, A. J., g	1-8	0-6	0-0	0-0-0	1	2	2	1	0	1	25
Green, Mike, g	3-8	2-4	3-3	0-12-12	0	11	9	3	0	1	28
Vanzant, Shawn	2-3	0-0	0-0	0-4-4	0	4	0	0	0	1	11
Hahn, Zach	0-2	0-1	2-2	0-1-1	0	2	1	0	0	0	11
Slaton, Ben	0-0	0-0	0-0	0-0-0	1	0	0	0	0	0	2
Anglin, Alex	1-2	0-0	0-0	1-1-2	0	2	0	0	0	0	3
Rodgers, Nick	0-0	0-0	0-0	0-1-1	0	0	0	0	0	1	2
Veasley, Willie	4-4	0-0	0-0	1-3-4	0	8	0	0	2	0	22
Leindecker, Grant	0-2	0-2	0-0	0-0-0	1	0	1	2	0	0	7
Jukes, Avery	1-3	0-0	0-1	1-0-1	2	2	0	0	0	0	8
Engelmann, Elliot	1-1	1-1	0-0	0-0-0	1	3	0	0	0	0	2
Howard, Matt	2-4	0-0	0-0	1-0-1	2	4	1	0	0	0	13
Team				2-0-2							
Totals	24-52 (.462)	12-29 (.414)	5-6 (.833)	9-26-35	12	65	16	8	3	6	200

Detroit
Butler

18
25

13
40

31
65

Deadball Rebounds: Detroit 3, Butler 1 **Technical Fouls:** None
Officials: Kyle Ingram, John Gaffney, Archibald Whaley **Attendance:** 7,880

BUTLER 66, UIC 50

Horizon League Tournament - March 8, 2008
Hinkle Fieldhouse - Indianapolis, Ind.

UIC	FG	3FG	FT	REB	PF	TP	A	TO	BLK	S	MIN
Dailey, Jermaine, f	4-7	0-0	4-8	9-1-10	4	12	1	1	3	0	28
VanderMeer, Scott, c	2-3	0-0	3-4	4-3-7	0	7	0	0	0	0	24
Mayo, Josh, g	2-13	1-7	0-1	1-1-2	0	5	1	1	0	0	31
Bush, Robert, g	3-8	1-3	2-2	1-1-2	0	9	0	2	0	1	33
Steward, Spencer, g	0-8	0-3	0-0	0-3-3	3	0	1	3	0	0	22
White, Jr., Karl	0-1	0-0	0-0	0-2-2	0	0	1	1	0	0	11
Kreps, Robert	4-7	4-6	3-4	0-3-3	2	15	0	2	0	0	26
Boyd, Tori	0-2	0-0	0-0	1-0-1	4	0	1	1	0	0	7
Ignjatovic, Jovan	0-0	0-0	0-0	0-0-0	0	0	0	0	0	0	2
Buttelli, Jeremy	1-4	0-2	0-0	1-1-2	1	2	1	1	0	1	14
Noonoo, Ebenezer	0-0	0-0	0-0	0-1-1	0	0	0	0	0	0	2
Team				2-2-4							
Totals	16-53 (.302)	6-21 (.286)	12-19 (.632)	19-18-37	14	50	6	12	3	2	200

BUTLER	FG	3FG	FT	REB	PF	TP	A	TO	BLK	S	MIN
Streicher, Drew, f	2-5	0-1	0-0	1-2-3	0	4	1	1	0	1	31
Howard, Matt, f	3-5	0-0	2-3	3-2-5	4	8	0	1	0	0	20
Betko, Julian, g	1-1	1-1	0-0	0-0-0	1	3	0	0	1	0	14
Graves, A. J., g	5-11	4-10	0-0	0-6-6	0	14	2	1	0	1	35
Green, Mike, g	5-8	1-2	8-10	0-7-7	3	19	7	3	0	0	30
Vanzant, Shawn	0-1	0-0	0-0	0-1-1	1	0	1	0	0	0	6
Hahn, Zach	1-2	1-2	0-0	0-0-0	1	3	2	0	0	0	8
Veasley, Willie	0-2	0-0	0-2	1-1-2	3	0	0	1	0	0	23
Jukes, Avery	0-3	0-1	0-2	1-0-1	2	0	0	1	0	1	8
Campbell, Pete	5-11	0-0	0-0	2-1-3	1	15	2	0	0	0	25
Team				2-2-4							
Totals	22-49 (.449)	12-27 (.444)	10-17 (.588)	10-22-32	16	66	15	8	1	3	200

UIC
Butler

24
34

26
32

50
66

Deadball Rebounds: UIC 3, Butler 6 **Technical Fouls:** None
Officials: Mike Roberts, Mike Foote, Lamar Simpson
Attendance: 5,109



Julian Betko hit five three-point field goals and scored a career-high 17 points to lead Butler past Wright State, clinching the Horizon League regular season title.

BUTLER 70, CLEVELAND STATE 55


Horizon League Tournament - March 11, 2008
Hinkle Fieldhouse - Indianapolis, Ind.

CLEVELAND STATE	FG	3FG	FT	REB	PF	TP	A	TO	BLK	S	MIN
Bullock, J'Nathan, f	6-20	2-6	7-11	4-5-9	4	21	0	1	0	1	34
Tandy, George, f	1-1	0-0	0-0	0-0-0	3	2	0	2	0	1	9
Jackson, Cedric, g	1-6	0-4	2-2	1-2-3	4	4	1	6	0	1	21
Watson, Breyohn, g	0-1	0-0	0-0	0-2-2	0	0	0	0	0	0	30
Brown, D'Aundray, g	2-3	0-0	0-0	5-1-6	2	4	1	1	0	1	25
Davis, Joe	4-8	0-4	1-1	0-0-0	3	9	0	2	0	0	21
Francis, Kevin	2-6	0-2	0-0	3-2-5	2	4	0	1	0	0	26
Schiele, Eric	0-0	0-0	0-0	0-0-0	0	0	0	0	0	0	1
Fields, Renard	0-0	0-0	0-0	1-0-1	0	0	0	0	0	0	2
Cole, Norris	3-8	0-0	3-5	1-5-6	2	9	2	1	0	1	25
Weaver, Nick	0-0	0-0	0-0	0-0-0	0	0	0	0	0	0	1
Moore, Chris	1-2	0-0	0-0	0-0-0	2	2	0	0	1	0	5
Totals	20-55	2-16	13-19	15-17-32	22	55	4	14	1	5	200
	(.364)	(.125)	(.684)								

BUTLER	FG	3FG	FT	REB	PF	TP	A	TO	BLK	S	MIN
Streicher, Drew, f	4-7	3-5	0-1	2-1-3	4	11	3	1	0	1	34
Howard, Matt, f	3-6	0-0	10-14	2-3-5	3	16	1	3	2	3	31
Betko, Julian, g	0-4	0-4	0-0	0-0-0	2	0	1	2	0	1	13
Graves, A. J., g	1-5	1-3	2-2	0-1-1	2	5	0	0	0	0	30
Green, Mike, g	6-13	1-4	11-13	3-10-13	2	24	3	3	0	1	36
Vanzant, Shawn	0-0	0-0	0-0	0-0-0	0	0	0	0	0	0	3
Hahn, Zach	1-2	1-2	0-0	0-2-2	0	3	1	0	0	0	10
Slaton, Ben	1-1	1-1	0-0	0-0-0	0	3	0	0	0	0	1
Anglin, Alex	0-0	0-0	0-0	0-0-0	1	0	0	0	0	0	1
Rodgers, Nick	0-0	0-0	0-0	0-0-0	0	0	0	1	0	0	1
Veasley, Willie	2-3	0-0	0-0	1-1-2	1	4	0	1	0	0	17
Leienhecker, Grant	0-0	0-0	0-0	0-0-0	0	0	0	0	0	0	1
Jukes, Avery	0-0	0-0	1-2	0-0-0	1	1	0	0	0	0	2
Campbell, Pete	1-2	1-2	0-0	0-0-0	3	3	0	0	0	0	19
Engelmann, Elliot	0-0	0-0	0-0	0-0-0	0	0	0	0	0	0	1
Team				1-1-2							
Totals	19-43	8-21	24-32	9-19-28	19	70	9	11	2	6	200
	(.442)	(.381)	(.750)								

Cleveland State 34
Butler 38

Deadball Rebounds: Cleveland State 5, Butler 8 Technical Fouls: None
Officials: Rick Hartzell, Steve Skiles, Mike Roberts Attendance: 5,021



Pete Campbell hit eight three-point field goals and scored 26 points in 20 minutes to lead Butler past South Alabama in the NCAA Tournament.

BUTLER 81, SOUTH ALABAMA 61

NCAA Tournament - March 21, 2008
BJCC - Birmingham, Ala.

SOUTH ALABAMA	FG	3FG	FT	REB	PF	TP	A	TO	BLK	S	MIN
Coleman, DeAndre, f	2-7	1-2	1-2	3-5-8	4	6	2	2	2	0	34
Hayles, Daniel, f	3-5	3-4	0-2	2-0-2	4	9	1	2	0	1	26
Davis, Brandon, f	3-4	0-0	1-3	2-2-4	2	7	0	2	2	0	22
Merritt, Daon, g	3-8	1-6	7-11	0-1-1	1	14	3	1	0	1	34
Bennett, Demetric, g	2-8	0-3	2-2	1-3-4	1	6	2	4	0	1	33
Tilford, Domico	4-11	0-4	0-0	0-3-3	1	8	0	1	0	2	23
Ross, DeAndrae	1-1	1-1	0-0	0-1-1	1	3	0	1	0	0	4
Ford, B. J.	0-0	0-0	0-0	0-0-0	0	0	0	0	0	0	1
Tabet, Philip	1-1	0-0	2-2	1-1-2	0	4	0	0	0	0	7
Douglas, Ronald	2-3	0-0	0-5	2-1-3	5	4	0	0	0	0	16
Team				2-0-2							
Totals	21-48	6-20	13-27	13-17-30	19	61	8	13	4	5	200
	(.438)	(.300)	(.481)								

BUTLER	FG	3FG	FT	REB	PF	TP	A	TO	BLK	S	MIN
Streicher, Drew, f	1-2	0-1	0-0	2-4-6	3	2	1	0	0	1	31
Howard, Matt, f	3-8	0-0	5-5	1-3-4	2	11	1	0	0	1	25
Betko, Julian, g	1-2	1-2	0-0	0-2-2	4	3	1	0	0	0	16
Graves, A. J., g	6-14	4-11	2-2	0-0-0	2	18	6	0	0	4	29
Green, Mike, g	2-5	1-2	0-0	0-2-2	2	5	3	4	0	1	22
Vanzant, Shawn	2-4	1-1	0-0	1-4-5	2	5	2	1	0	1	21
Hahn, Zach	0-0	0-0	0-0	0-1-1	1	0	1	2	0	0	9
Veasley, Willie	1-2	0-0	0-0	0-0-0	3	2	1	1	0	0	16
Leienhecker, Grant	0-0	0-0	0-0	0-0-0	0	0	0	0	0	0	1
Jukes, Avery	2-4	0-0	5-6	1-0-1	2	9	0	0	0	1	8
Campbell, Pete	9-11	8-10	0-0	0-5-5	0	26	2	1	1	0	20
Engelmann, Elliot	0-1	0-1	0-0	0-0-0	0	0	0	0	0	0	2
Team				2-0-2							
Totals	27-53	15-28	12-13	7-21-28	21	81	18	10	1	9	200
	(.509)	(.536)	(.923)								

South Alabama 30
Butler 47

Deadball Rebounds: South Alabama 8, Butler 2 Technical Fouls: None
Officials: Bob Donato, Kyle Chambers, Jeff Nichols
Attendance: 14,420

TENNESSEE 76, BUTLER 71 (OT)

NCAA Tournament - March 23, 2008
BJCC - Birmingham, Ala.

BUTLER	FG	3FG	FT	REB	PF	TP	A	TO	BLK	S	MIN
Streicher, Drew, f	1-3	1-2	1-2	2-3-5	3	4	2	0	0	3	42
Howard, Matt, f	1-7	0-0	2-3	3-2-5	5	4	1	1	0	1	23
Betko, Julian, g	1-1	1-1	1-2	1-3-4	3	4	0	1	0	1	24
Graves, A. J., g	6-18	3-12	6-6	0-3-3	4	21	2	4	0	5	43
Green, Mike, g	4-17	1-4	6-10	2-5-7	5	15	5	6	0	1	39
Vanzant, Shawn	0-0	0-0	0-0	0-2-2	1	0	1	1	0	0	6
Hahn, Zach	0-0	0-0	0-0	0-0-0	0	0	0	0	0	0	1
Veasley, Willie	5-7	0-0	1-3	1-2-3	2	11	0	0	1	0	24
Jukes, Avery	0-0	0-0	0-0	0-0-0	0	0	0	0	0	0	0+
Campbell, Pete	4-8	3-7	1-2	3-2-5	2	12	0	0	0	0	23
Team				3-2-5							
Totals	22-61	9-26	18-28	15-24-39	25	71	11	14	1	11	225
	(.361)	(.346)	(.643)								

TENNESSEE	FG	3FG	FT	REB	PF	TP	A	TO	BLK	S	MIN
Smith, Tyler, f	4-9	0-0	7-8	1-7-8	4	15	0	7	0	0	37
Chism, Wayne, f	6-11	1-4	3-5	2-3-5	4	16	2	3	2	1	29
Smith, JuJuan, g	3-9	1-6	4-4	1-4-5	3	11	1	0	0	0	37
Lofton, Chris, g	3-11	3-7	0-0	1-4-5	3	9	2	1	0	2	31
Prince, J. P., g	4-5	0-0	1-2	5-2-7	3	9	5	6	1	0	31
Smith, Ramar	4-8	0-2	0-3	1-2-3	4	8	1	2	0	0	18
Howell, Jordan	0-0	0-0	1-2	0-0-0	0	1	0	0	0	0	5
Pearl, Steven	0-0	0-0	0-0	0-0-0	0	0	0	0	0	0	0+
Tabb, Josh	1-1	0-0	0-0	0-0-0	1	2	0	0	0	1	12
Crews, Duke	0-3	0-0	2-2	2-4-6	2	2	0	1	0	0	13
Williams, Brian	1-2	0-0	1-3	1-3-4	0	3	1	0	0	1	11
Childress, Ryan	0-0	0-0	0-0	0-0-0	0	0	0	0	0	0	1
Team				2-1-3							
Totals	26-59	5-19	19-29	16-30-46	24	76	12	20	3	5	225
	(.441)	(.263)	(.655)								

Butler 34
Tennessee 38

Deadball Rebounds: Butler 2, Tennessee 5 Technical Fouls: None
Officials: Bob Donato, Jeffrey Nichols, Michael Scyphers
Attendance: 14,606